

TO: BOARD OF DIRECTORS
FROM: MICHAEL S. LEBRUN *MSL*
GENERAL MANAGER
DATE: OCTOBER 21, 2011

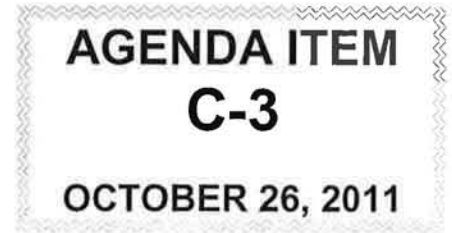


PRESENTATIONS AND REPORTS

- C-1) SHERIFF COMMANDER ROBIN WECKERLY
Update Report re: South County Law Enforcement and Department News
- C-2) CAL FIRE BATTALION CHIEF BILL FISHER
Update Report re: South County Cal Fire Activity and Department News.
- C-3) NCSD SUPERINTENDENT TINA GRIETENS
Update Report re: Summary of Utility Division Activities
- C-4) DIRECTORS' ANNOUNCEMENTS OF DISTRICT & COMMUNITY INTEREST AND
REPORTS ON ATTENDANCE AT PUBLIC MEETINGS, TRAINING PROGRAMS,
CONFERENCES, AND SEMINARS.
Receive Announcements and Reports from Directors
- C-5) RECEIVE PUBLIC COMMENT ON PRESENTATIONS AND REPORTS
PRESENTED UNDER ITEM C AND BY MOTION RECEIVE and FILE
PRESENTATIONS AND REPORTS

T:\BOARD MATTERS\BOARD MEETINGS\BOARD LETTER\2011\PRESENTATIONS AND REPORTS\10-26-11 PRESENTATIONS AND REPORTS.DOCX

TO: BOARD OF DIRECTORS
FROM: MICHAEL S. LEBRUN *MSL*
GENERAL MANAGER
DATE: OCTOBER 20, 2011



MONTHLY SUPERINTENDENT UPDATE REPORT

ITEM

NCSD Utility Superintendent Tina Grietens Report re Utility Division Monthly Activities [NO ACTION REQUESTED].

BACKGROUND

District Utility Superintendent Tina Grietens will not be available to present her report this month.

RECOMMENDATION

Staff recommends that your Honorable Board receive the report and ask questions as appropriate.

ATTACHMENTS

- Utility Division Update

NIPOMO COMMUNITY

BOARD MEMBERS

JAMES HARRISON, PRESIDENT
LARRY VIERHEILIG, VICE PRESIDENT
ED EBY, DIRECTOR
MIKE WINN, DIRECTOR
DAN GADDIS, DIRECTOR



SERVICES DISTRICT

STAFF

MICHAEL S. LEBRUN, P.E. GENERAL MANAGER
LISA BOGNUDA, ASSISTANT GENERAL MANAGER
PETER SEVCIK, P.E., DISTRICT ENGINEER
TINA GRIETENS, UTILITY SUPERINTENDENT
JON SEITZ, GENERAL COUNSEL

Serving the Community since 1965

148 SOUTH WILSON STREET POST OFFICE BOX 326 NIPOMO, CA 93444 - 0326
(805) 929-1133 FAX (805) 929-1932 Website address: NCSD.CA.GOV

TO: MICHAEL S. LEBRUN, P.E., GENERAL MANAGER
FROM: TINA GRIETENS, UTILITY SUPERINTENDENT
DATE: OCTOBER 20, 2011
SUBJECT: UTILITY DIVISION UPDATE –SEPTEMBER 23-OCTOBER 20, 2011

- **Southland Wastewater Plant and Utility Yard**

- 19.5 Million Gallons treated; Average daily flow: 0.65 Million Gallons –Sept.
- Southland Effluent *in compliance with Discharge Permit requirements*
- Construction continues on trunk sewer line replacement

- **Blacklake Wastewater Reclamation Facility**

- 1.25 Million Gallons treated; Average daily flow: 0.04 Million Gallons –Sept.
- Quarterly and Semi-Annual water quality monitoring performed

- **Sewer Collection system**

- Jetting collection system 'trouble' spots monthly 5133 ft in Sept.
- Tested XQ100 Caterpillar generator at Tefft Lift Station 10/20/11
-

- **Water Distribution System and Wells**

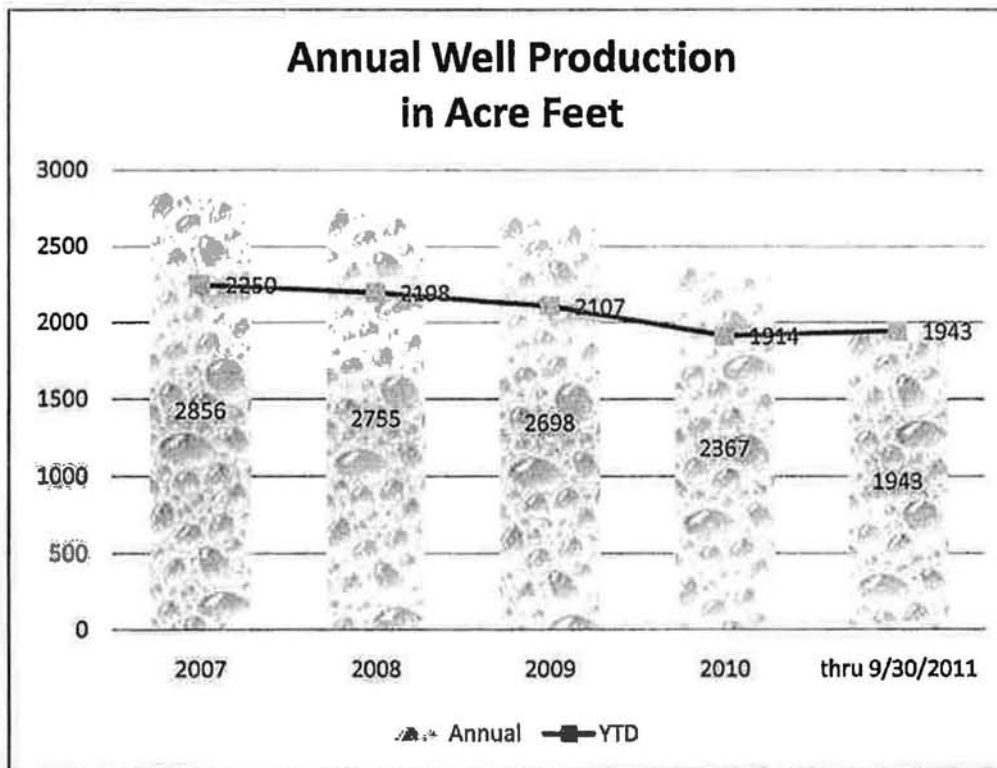
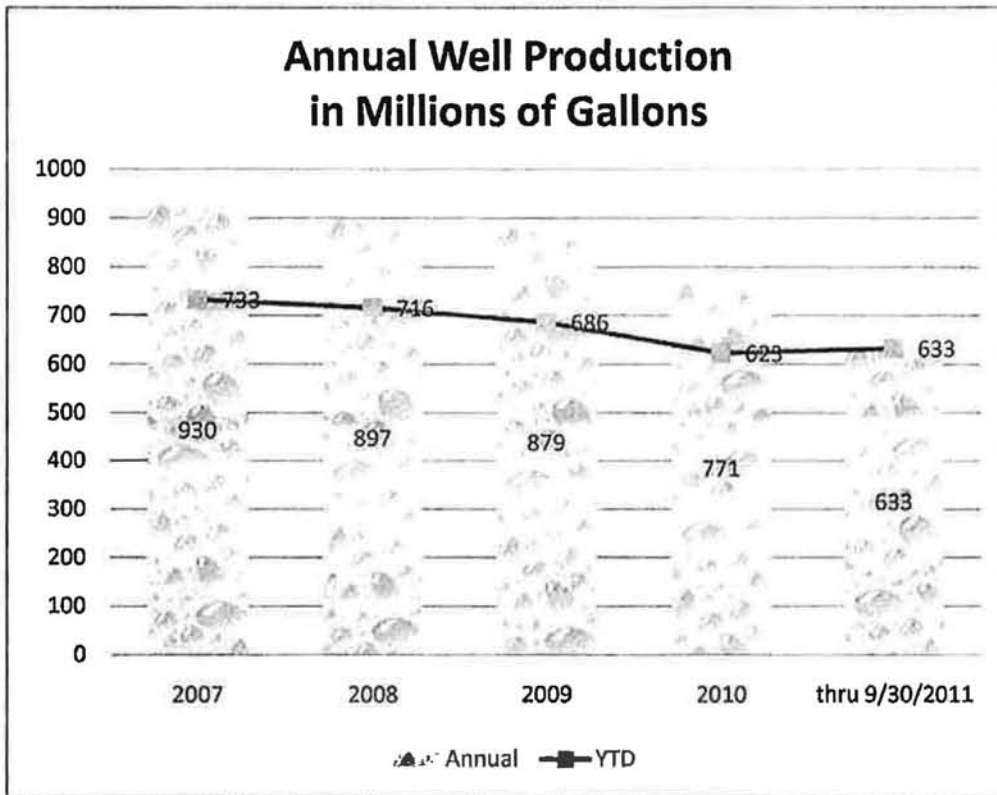
- September well production: 82.7 Million Gallons, 254 Acre Feet

- **Maintenance Program**

- Annual major multi point inspection and maintenance performed on 8 emergency generators 8/31/11. 5 invoices paid last meeting, 3 this meeting
Detailed inspection/maintenance includes fuel filter, air filter, oil and filter replacement, fan, inspection of voltage, bearings, belts, instrumentation, heater, batteries.
- Water meters replaced: 41; 1% of 4154 total meters

- Valves exercised: 19; 1% of 1840 valves in system
- Misc repairs: 1 hydrant replaced
- **Compliance**
 - Sending all WWTP permit compliance samples to certified lab for analyses
 - Prepared Monthly Distribution Coliform Monitoring Summary to Department of Health Services
 - Prepared Quarterly Chlorine Residual Monitoring Summary to Department of Health Services
 - Prepared Monthly Wastewater Monitoring Report for the Blacklake Wastewater Reclamation Facility to California Regional Water Quality Control Board
 - Prepared Monthly Wastewater Monitoring Report for the Southland Wastewater Treatment Facility to California Regional Water Quality Control Board
- **Training**
 - Staff participated in Fall Protection Awareness training on October 10th
 - Tailgate Safety training Monday mornings
- **Personnel**
 - Interviews for Utility Worker and Water Quality Tech/Utility Operator positions scheduled for October 26, 27th
- **Attachments**
 - Annual Well Production Data: 2007 through September 2011

NIPOMO COMMUNITY SERVICES DISTRICT



NIPOMO COMMUNITY SERVICES DISTRICT

ANNUAL WELL PRODUCTION TOTALS 2007 THROUGH SEPTEMBER 2011

Year	Million Gallons
2007	930
2008	897
2009	879
2010	771
thru 9/30/2011	633

Year	Acre Feet
2007	2856
2008	2755
2009	2698
2010	2367
thru 9/30/2011	1943

NIPOMO COMMUNITY SERVICES DISTRICT

THIRD QUARTER TOTAL PRODUCTION COMPARISON JANUARY THROUGH SEPTEMBER 2007 -2011

	Year	Million Gallons
Thru Sept. 30	2007	733
	2008	716
	2009	686
	2010	623
	2011	633

	Year	Acre Feet
Thru Sept. 30	2007	2250
	2008	2198
	2009	2107
	2010	1914
	2011	1943