

TO: BOARD OF DIRECTORS

FROM: MICHAEL S. LEBRUN  
GENERAL MANAGER

DATE: SEPTEMBER 20, 2012

**AGENDA ITEM  
F  
SEPTEMBER 26, 2012**

**GENERAL MANAGER'S REPORT**

**ITEM**

Standing report to your Honorable Board -- *Period covered by this report is September 6, 2012 through September 21, 2012.*

**DISTRICT BUSINESS**

**Administrative**

- Upgrade and replacement of District server (2012-2013 budgeted expenditure) is scheduled for the evenings of September 26, 27, and 28.
- The District's insurance company, Special Districts Risk Management Authority provided notice to the District that no Worker's Compensation Claims were paid on District behalf in 2011-2012. See September 5, 2012 Notice attached.
- California Special Districts Association is looking for volunteers to participate in 2013 Committees and Expert Teams. See the attached September 11, 2012 Memorandum. Staff will assist with application or questions.
- County Integrated Waste Management Authority met on September 12, 2012 – Agenda attached.
- District participated in American Water Works Association (AWWA) 2012 compensation survey. AWWA provides an Executive Summary of the Survey to all participating agencies. The Survey summary is attached.
- The District is currently running advertisements for water awareness and solid waste clean up week in the Adobe Press – attached.
- CA Department of Resources Recycling and Recovery ("CalRecycle") recently provided a number of notices (dated August 29, August 30, and September 7, 2012) regarding funding gaps and rates for their various programs – attached.

**Water/Wastewater News of Interest (Attached)**

- September 10, 2012 press release providing an overview of costs associated with San Diego County Water Authority desalinization project.
- Monterey Bay Area desalinization forum raises link between desalinization opposition and growth concerns.
- September 21, 2012 Tribune (San Luis Obispo County) article covering recent District Board Action on supplemental water.

**Connection Report**

(No change from previous report.)

Nipomo Community Services District  
 Water and Sewer Connections

**End of Month Report 2012**

	Dec-11	JAN-12	FEB-12	MAR-12	APR-12	MAY-12	JUN-12	JUL-12	AUG-12
Water Connections (Total)	4232	4232	4239	4239	4239	4240	4240	4244	4244
Sewer Connections (Total)	3022	3022	3035	3035	3035	3036	3036	3040	3040
Meters turned off (Non-payment)	23	28	22	18	28	13	39	16	20
Meters off (Vacant)	62	64	62	64	68	67	63	60	65
Sewer Connections off (Vacant)	20	24	22	22	27	28	25	23	25
New Water Connections	0	0	7	0	0	1	0	4	0
New Sewer Connection	0	0	13	0	0	1	0	4	0
Galaxy & PSHH at Orchard and Division Sewer Connections billed to the County	460	460	460	460	460	460	460	461	461

**Meetings**

*Meetings attended:*

- September 6, Regional Water Control Board hearing
- September 10, Water Resources Policy Committee
- September 11, management of Woodlands Mutual Water Company
- September 12, Regular Board Meeting
- September 13, District Management Coordination
- September 14, coordination with District Counsel
- September 16, coordination with Board Officers
- September 20, Personnel Committee

*Meetings Scheduled:*

- September 24, Chair and Vice Chair Supplemental Water Alternatives Committee
- September 24, Supplemental Water Alternatives Committee
- September 25, Supplemental Water Property Negotiator
- September 25, Blacklake Management Association
- September 26, Regular Board Meeting
- September 27, Water Systems Consulting Re: District Water Conservation Program and area wide water resources issues

**Safety Program**

No accidents or injuries to report.

**RECOMMENDATION**

Staff seeks direction and input from your Honorable Board

**ATTACHMENTS**

- A. September 5, 2012 SDRMA correspondence
- B. September 11, 2012 CSDA Memorandum

- C. September 12, 2012 SLO IWMA Agenda
- D. 2012 AWWA Survey
- E. Adobe Press Advertisements
- F. Cal Recycle Notices
- G. September 10, 2012 Desal Press Release
- H. September 11, 2012 Desal news
- I. September 21, 2012 District news article

SEPTEMBER 26, 2012

ITEM F

ATTACHMENT A

Special District Risk  
Management Authority

Maximizing Protection.  
Minimizing Risk.

1112 I Street, Suite 300  
Sacramento, California 95814-2865  
T 916.231.4141  
T 800.537.7790  
F 916.231.4111  
www.sdrma.org



September 5, 2012

Mr. James Harrison  
Board President  
Nipomo Community Services District  
Post Office Box 326  
Nipomo, California 93444-0326

**Re: No Paid Workers' Compensation Claims in 2011-12**

Dear Mr. Harrison:

This letter is to formally acknowledge the dedicated efforts of the Nipomo Community Services District's Governing Body, management and staff towards proactive loss prevention and workplace safety. Your agency's efforts have resulted in no "paid" workers' compensation claims for program year 2011-12. A "paid" claim for the purposes of this recognition represents the first payment on an open claim during the prior program year. This is a great accomplishment!

It is through the efforts of members such as Nipomo Community Services District that SDRMA has been able to continue providing affordable workers' compensation coverage to over 372 public agencies throughout California. In fact, 222 members or 60% in the workers' compensation program had no "paid" claims in program year 2011-12.

In addition to this annual recognition, members with no "paid" claims during 2011-12 earn 2 credit incentive points (CIPs) thereby reducing their annual contribution amount. Also, members without claims receive a lower "experience modification factor" (EMOD) which also reduces their annual contribution amount.

As SDRMA is dedicated to serving its members and preventing claims, we would appreciate your agency taking a moment and sharing with us what made your District successful in preventing work related injuries. Our goal is to incorporate your successful ideas and suggestions into our loss prevention programs to benefit all members of SDRMA. Please forward any ideas or suggestions to Dennis Timoney, SDRMA Chief Risk Officer at dtimoney@sdrma.org.

On behalf of the SDRMA Board of Directors and staff, it is my privilege to congratulate the Governing Body, management and staff of Nipomo Community Services District for their commitment to proactive loss prevention and safety in the workplace.

Sincerely,  
Special District Risk Management Authority

  
David Aranda, President  
Board of Directors

RECEIVED

SEP 10 2012

NIPOMO COMMUNITY  
SERVICES DISTRICT



A proud California Special Districts  
Alliance partner.

California Special Districts Association  
1112 I Street, Suite 200  
Sacramento, California 95814-2865  
T 877.924.CSDA (2732)  
F 916.442.7888

CSDA Finance Corporation  
1112 I Street, Suite 200  
Sacramento, California 95814-2865  
T 877.924.CSDA (2732)  
F 916.442.7888

SEPTEMBER 26, 2012

ITEM F

ATTACHMENT B



**California Special  
Districts Association**  
*Districts Stronger Together*

**MEMORANDUM**

RECEIVED  
SEP 17 2012  
NIPONKO COMMUNITY  
SERVICES DISTRICT

**DATE:** September 11, 2012  
**TO:** CSDA Members (Board and Staff)  
**FROM:** Dewey Ausmus, CSDA President  
Neil McCormick, Executive Director  
**SUBJECT:** 2013 CSDA Committee & Expert Team Participation

---

CSDA's strength and effectiveness as an organization is directly related to our ability to involve the member district/agency Board members and staff in the work of the Association. The talents and energy that both groups bring to CSDA and to the issues that concern special districts in California through committee involvement are critical components of CSDA's success.

With this in mind, we are asking for volunteers from your district (staff and/or Board members) to participate and contribute on one or more of our committees and/or expert feedback teams to assist in shaping CSDA.

If you or any others from your district would like to become even more involved as a member of CSDA, please review and complete the form included with this letter. Committees need active participants who are able to expend the time to provide their expertise in directing the activities and policies of CSDA. CSDA does not reimburse for committee related travel expenses.

In regard to **CSDA's Expert Feedback Teams**, when a need for feedback arises on a particular policy matter, CSDA legislative staff will send an e-mail to an expert feedback team asking for their input. Team members need only reply with their thoughts, opinions and experiences. The workload of a team member will ultimately be what he or she makes of it. Team members will not be required to travel; they should expect to receive a handful of e-mails each month and on rare occasions they may be contacted by phone.

Please return the attached form by **Friday, October 19, 2012 at 5:00 p.m.** The selection and ratification of CSDA's 2013 committees will take place in November and selected participants will be notified by the end of November 2012. Committee participation begins in January, 2013.

**Thank you for your continued support of CSDA!**

**California Special Districts Associations**  
1112 I Street, Suite 200  
Sacramento, CA 95814  
Toll Free: 877-924-CSDA (2732)  
Phone: 916-442-7887  
Fax: 916-442-7889

**A proud California Special Districts Alliance partner**  
**Special District Risk Management Authority** CSDA Finance Corporation  
1112 I Street, Suite 300 1121 I Street, Suite 200  
Sacramento, CA 95814 Sacramento, CA 95814  
Toll Free: 800-537-7790 Toll Free: 877-924-CSDA (2732)  
Fax: 916-231-4111 Fax: 916-442-7889



**California Special  
Districts Association**  
*Districts Stronger Together*

**2013 COMMITTEE AND EXPERT FEEDBACK TEAM  
INTEREST FORM**

Please make additional copies for each participant.  
***Please Use Actual Contact Information where you can be reached***

Name: \_\_\_\_\_

Title/Position: \_\_\_\_\_

District/Organization: \_\_\_\_\_

District Address: \_\_\_\_\_

Personal Address: \_\_\_\_\_

Telephone:(District) \_\_\_\_\_ (Contact): \_\_\_\_\_

Fax (District): \_\_\_\_\_ (Contact): \_\_\_\_\_

E-mail: \_\_\_\_\_

We hope your District will participate in one or more of CSDA's committees. The CSDA Board of Directors encourages the participation of member agencies and Business Affiliates on CSDA's committees. As space is limited, please choose more than one committee which you would like to participate on, and please rank according to preference:

- 1 = 1<sup>st</sup> choice**
- 2 = 2<sup>nd</sup> choice**
- 3 = 3<sup>rd</sup> choice**

If we are able to place you on more than one committee, how many committees would you like to serve on? \_\_\_\_\_ (maximum 3)

**NOTE:** All committees meet in person at least twice annually. Committees generally meet in Sacramento, however locations may vary.

**COMMITTEES:**

\_\_\_\_\_ **Audit Committee:** Responsible for maintaining and updating internal controls. Provides guidance to auditors regarding possible audit and fraud risks. Commitment: Meets with auditors prior to the commencement of the audit, when audit is completed and possibly one meeting during the auditing process. Financial experience preferred.

\_\_\_\_\_ **Education Committee:** Plans, organizes and directs the professional development and events for CSDA. Commitment: Meets at least twice annually.

\_\_\_\_\_ **Elections & Bylaws Committee:** Conducts annual elections and occasionally reviews bylaws upon request of the CSDA Board, members or as needed. Commitment: Minimum of one meeting in Sacramento.



\_\_\_\_\_ **Fiscal Committee:** Oversees the financial direction of the organization including budget review and implementation. Commitment: Meets at least three times annually. Financial experience preferred.

\_\_\_\_\_ **Legislative Committee (space is limited):** Develops CSDA's legislative agenda; reviews, directs and assists with legislative/public policy issues. Commitment: Meets six times a year in Sacramento and once at the Annual Conference in Monterey. Attending CSDA's Special District Legislative Days (May 14-15) is expected if you serve on this committee. All selected 2013 members will be invited to join the 2012 committee members and CSDA staff for a legislative planning session on November 16, 2012.

\_\_\_\_\_ **Alternative Option: Legislative Distribution List** - Because seats are limited on the Legislative Committee, CSDA has created an alternative option whereby members can receive the same legislative information via email that Legislative Committee members receive. Members on this list may provide input by responding to the legislative staff by email. Select this option instead of the Legislative Committee if you are unable to meet the requirements of serving on the Legislative Committee but wish to receive legislative communications emailed to the Legislative Committee and Legislative Distribution List.

\_\_\_\_\_ **Membership & Recruitment Committee:** Responsible for recruitment of new members, member retention, development of new member benefits and review of current programs. Commitment: Meets at least twice annually.

**EXPERT FEEDBACK TEAMS:** In order for CSDA to quickly and effectively gauge the impact new laws may have on special districts we depend on the expertise of the people who are directly impacted in the field. If you have firsthand experience in one of the areas below, please join CSDA's Expert Feedback Team.

\_\_\_\_\_ **Budget, Finance & Taxation:** Audits; Bankruptcy; Bonds; Property Tax Allocations; Public Financing; Prop 218; Redevelopment

\_\_\_\_\_ **CEQA:** The state legislature is expected to take up proposals next year to reform the California Environmental Quality Act; this team will provide critical insight on such proposals

\_\_\_\_\_ **Environmental Sustainability:** Greenhouse Gas Emissions; Renewable Energy; SB 375

\_\_\_\_\_ **Formation & Reorganization:** Cortese-Knox-Hertzberg; Consolidation; Dissolution; LAFCO; MSR; SOI

\_\_\_\_\_ **Human Resources & Personnel:** Benefits; Industrial Safety; Labor; Public Retirement; Workers' Compensation

\_\_\_\_\_ **Legal:** General legal matters affecting special districts

\_\_\_\_\_ **Public Works & Contracting:** Basic Contracting; Bidding; Design-Build; Indemnification; Public Private Partnerships; Retention

\_\_\_\_\_ **Transparency & Accountability:** Brown Act; Ethics; Public Records Act; Political Reform Act; Reporting to State Controller

Committee and Expert Feedback Team participation is open to both Board members and Staff. **Please note that the Association does not reimburse any expenses incurred from this participation.** CSDA is committed to keeping travel costs to a minimum for committee members and handles a significant amount of committee work through conference calls, fax correspondence and e-mail; however, committees do meet at least two times a year in person.

**\*Either the District/Company General Manager or Board President must authorize below**

\*Signature: \_\_\_\_\_ Date: \_\_\_\_\_

Please return this completed form to Charlotte Lowe at CSDA by mail, fax (916) 442-7889 or email [charlottel@cstda.net](mailto:charlottel@cstda.net) no later than 5:00 p.m. on **Friday, October 19, 2012.**

CSDA, 1112 I St., Suite 200, Sacramento, CA 95814, T - (916) 442-7887, F - (916) 442-7889 [www.cstda.net](http://www.cstda.net)

SEPTEMBER 26, 2012

ITEM F

ATTACHMENT C

**SAN LUIS OBISPO COUNTY  
INTEGRATED WASTE MANAGEMENT AUTHORITY (IWMA)  
BOARD MEETING**

**September 12, 2012  
1:30 p. m.**

**A G E N D A**

**San Luis Obispo Board of Supervisor's Chambers  
County Government Center  
San Luis Obispo, CA 93408**

RECORDED  
SEP 19 2012  
NIPOMO COMMUNITY  
SERVICES DISTRICT

---

**1. Call to Order and Roll Call.**

**2. Public Comments.**

Note: Any member of the public may address the Board for a period not to exceed three minutes. Any item not on the agenda, within the jurisdiction of the Board, may be presented. The Board shall listen to all communication, however, in compliance with the Brown Act, no action can be taken at this time.

**Americans With Disabilities Act Compliance.** In compliance with the Americans with Disabilities Act (ADA), the IWMA is committed to including the disabled in all of its services, programs, and activities. If you need special assistance to participate in this meeting, please contact the IWMA clerk at least 72 hours prior to the meeting to enable the IWMA to make reasonable arrangements to insure accessibility to the meeting.

**3. Manager's Report.** Oral report by Bill Worrell

Cold Canyon Landfill Expansion  
Golf Course Grant and School Grant  
Paint Care Program  
Single Use Bag Ordinance  
Electronic Agendas  
Beverage Container Recycling

**CONSENT CALENDAR**

The following items listed below are scheduled for consideration as a group. The recommendations for each item are noted in the description. After public comment, any member of the Board or the Manager may request an item be withdrawn from the Consent Calendar to allow discussion.

**4. Draft Minutes of the May 9, 2012 IWMA Board Meeting. (Action Item - Voice Vote)**

5. **Draft Minutes of the August 22, 2012 Executive Committee Meeting (Receive and File)**

### REGULAR CALENDAR

6. **Green Waste Program Status (Receive and File)** Provide an update on green waste management in the County.
7. **Standardized Recycling Information (Action Item - Voice Vote)** Provide direction to staff.
8. **2011 Annual Report (Receive and File)** Receive and file the 2011 annual report.
9. **Legislative Update (Action Item - Voice Vote)** Update on legislation.
10. **Member Comments and Future Agenda Items.** Discussion by Members regarding future agenda items and dates.
11. **Closed Session.** It is the intention of the IWMA Board to meet in closed session for the following: Conference with Legal Counsel - Existing Litigation (Government Code Section 54956.9(a)) Save the Plastic Bag Coalition v. San Luis Obispo County IWMA CV120078
12. **Report on Closed Session**
13. **Adjournment.** The next meeting is scheduled for **November 14, 2012** at 1:30 p.m. in the San Luis Obispo County Board of Supervisor's Chambers, County Government Center, San Luis Obispo, CA 93408.

SEPTEMBER 26, 2012

ITEM F

ATTACHMENT D



American Water Works  
Association

4666 West Quincy Avenue  
Denver, CO 80235-3098  
T 800 926 7337  
www.awwa.org

The Authoritative Resource on Safe Water

# 2012 AWWA Water Utility Compensation Survey Executive Summary

## INTRODUCTION

The American Water Works Association (AWWA) and Verisight, Inc. are pleased to present the seventeenth annual Water Utility Compensation Survey. Data for this survey were collected as of April 1, 2012.

This Water Utility Compensation Survey provides the most extensive study of salaries, salary ranges, and compensation practices in the water utility industry. This year, 642 organizations participated, supplying compensation and practices data for more than 14,000 employees across 45 core industry benchmark jobs. There are two versions of the full survey report, which more accurately reflect competitive labor markets. The two versions are based on size of utility defined by population served, as follows:

- Large Utility Report – Population served more than 100,000 (158 utilities)
- Small/Medium Utility Report – Population served less than 100,000 (458 utilities)

This executive summary is provided free of charge to all participating utilities and covers overall utility demographics, information on cost-control initiatives, a 10-year look at overall industry salary movements, information on overall staffing levels, and a look at how responding utilities are dealing with aging workforce issues.

The full survey reports contain all of this information, along with expanded salary budget data, a full review of human capital practices, and detailed average salaries and salary range information for all 45 jobs broken out according to the following parameters:

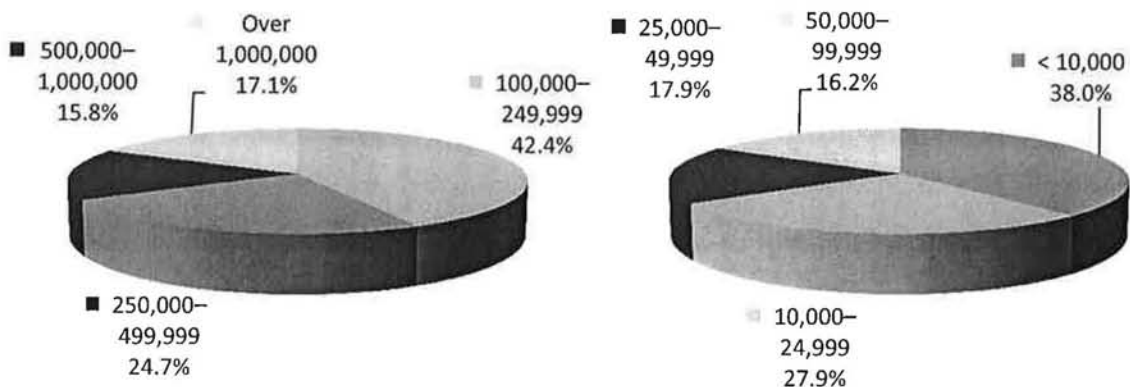
- Type of Utility
- Type of Ownership
- Size (Population Served)
- Total Employment
- Region (AWWA section)

Organizations who participated in the 2012 Water Utility Compensation Survey may supplement the data provided by ordering one or more Selective Analysis Reports. Selective Analysis Reports offer participants the ability to select specific organizations that participated in the survey and have only the data from these facilities published on a report. This enables utilities to conduct a focused peer group analysis with compensation data relative to their competitive labor market based on similar utilities.

©Copyright 2012 American Water Works Association

## PARTICIPANT DEMOGRAPHICS

This year, the category serving a population between 100,000 to 249,999 represents the majority (67) of participants in the large utility data set. Thirty-nine participants serve a population ranging from 250,000 to 499,999. Only 17.1 percent (27 organizations) serve a population greater than 1,000,000. Among small and medium-sized utilities, the smallest category (Less than 10,000) represents 174 participants. Another 128 participants serve a population ranging from 10,000 to 24,999. Remaining participants are about evenly split between serving populations from 25,000 to 49,999 and populations from 50,000 to 99,999.



**Large Utilities (population served more than 100,000)**

**Small and Medium-sized Utilities (population served less than 100,000)**

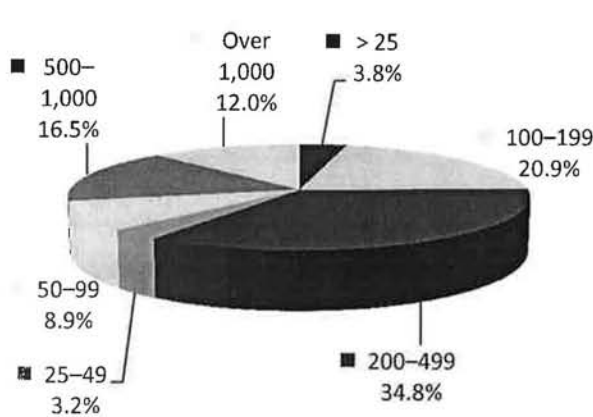
## DEMOGRAPHICS BY UTILITY EMPLOYMENT

### Total Employment: Large Utilities

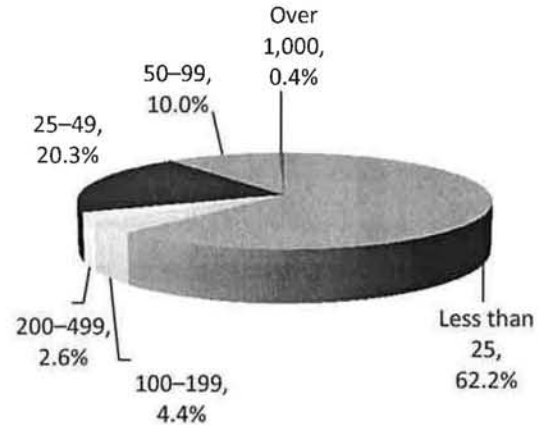
Of the 158 utilities that provided data for this section, a majority (34.8%) of participating organizations reported between 200 and 499 employees. Twenty-six organizations reported more than 500 employees and another 19 reported total employment of more than 1,000 employees.

### Total Employment: Small Utilities

Of the 458 utilities that provided data for this section, more than half (285) of participating organizations reported fewer than 25 employees. Only 20.3% (93 organizations) have between 25 and 49 employees. Only 2 of the facilities that serve a population less than 100,000 reported a staff of more than 500 employees.



**Total Employment – Large Utilities**



**Total Employment – Small and Medium-sized Utilities**

### COST CONTROL INITIATIVES

The information in this section compares data from all participants, regardless of size. Similar to 2011, healthcare plan changes and training or continuing education continue to be on top of the list of cost control initiatives for 2012. This year, 590 participants provided data on cost control initiatives they have implemented or plan to implement in a variety of areas. The chart below provides the percentage distribution of only those participants that report planned, changed or considered changes to each cost control initiative. Just over half of the respondents (51%) indicated they are implementing, planning to implement, or considering changes to their healthcare plans that include copayments, deductibles, eligibility, and employee premium cost-sharing. Training and education are also top of mind as utilities shift the focus to cross-training to address aging workforce issues, staff reductions, and budgetary constraints.

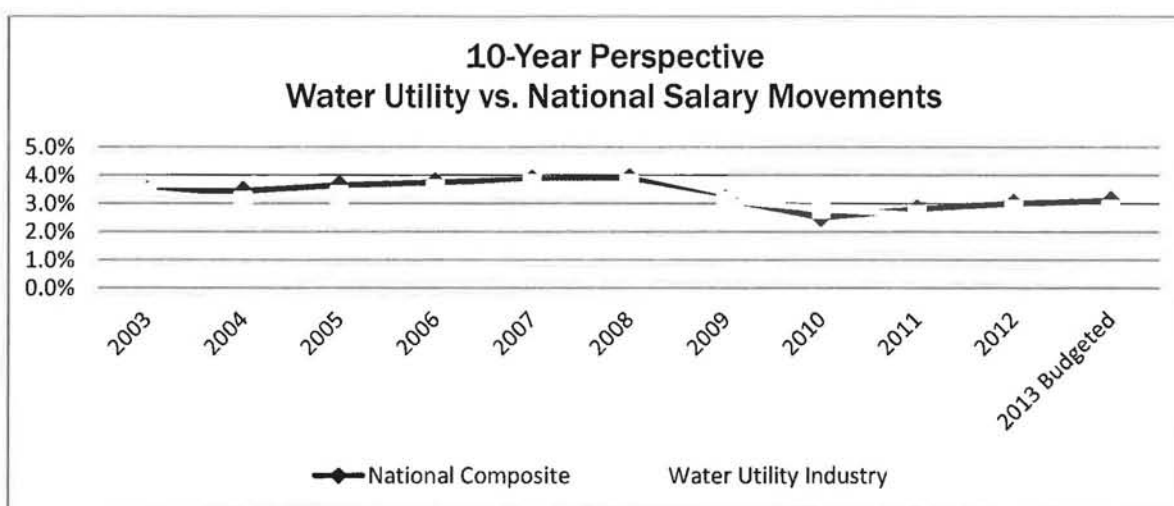
Cost Control Initiatives				
	Number of Organizations	Changed / implemented in past 12 months	Plan to change / implement in next 12 months	Considering a change
Healthcare Plans	292	22%	10%	19%
Training or continuing education	158	14%	7%	8%
Pay Philosophy	109	5%	4%	12%
Staff schedules	116	11%	3%	8%
Defined benefit retirement plan	88	8%	2%	6%
Retiree health plans	80	5%	3%	7%
Defined contribution retirement plan	79	8%	2%	5%
Early retirement packages	51	3%	1%	5%



## SALARY MOVEMENT AND THE ECONOMY

### 10-year Salary Movement Perspective

To explore the relationship between how annual salary increases at water utilities move in comparison to other industries, a 10-year perspective is provided in the chart below. National salary increases reflect data as reported in the 2012-2013 WorldatWork Salary Budget Survey. Water utility salary increases up to 2012 are represented by an average of management, supervisory, and staff-level positions from the AWWA Water Utility Compensation Survey report. Actual 2012 and projected 2013 movements are based on average salary increases collected in this survey. As the chart illustrates, water utility industry salary increase budgets have been slightly lower than all industries addressed in the WorldatWork survey over the past several years. Salary increases hovered around the 2.8% mark for water utilities in 2012, with 2013 projected increases being approximately 2.8%, which is on par with all industries.



Note: 2012 and 2013 budgeted salary increases are an average of all data reported for management and nonmanagement positions, excluding zeros.

### 2013 Budgeted Salary Increases

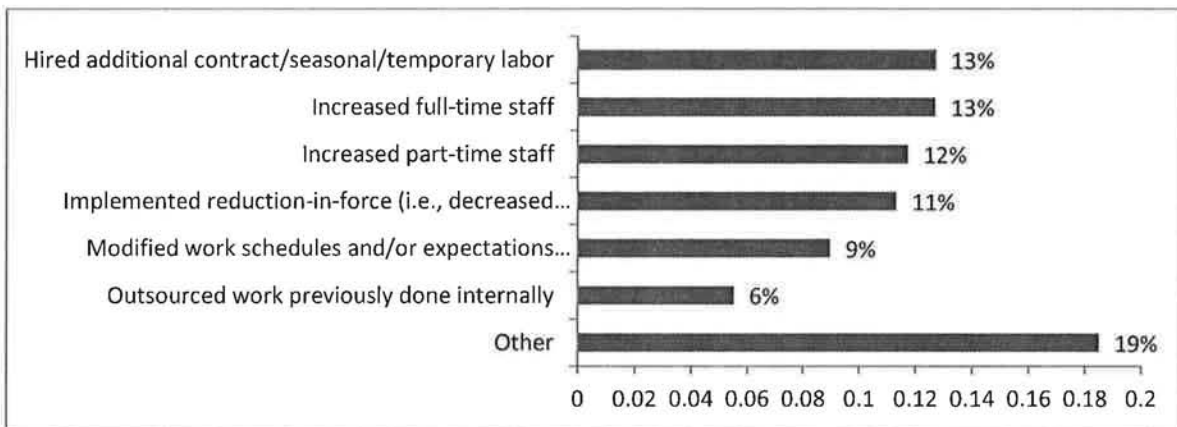
For 2013 budgeted salary increases, an average allocation of 2.7 percent was reported for Executive and Manager level employees while 2.8 percent was reported for Supervisor and Staff levels. The budgeted salary increases for 2013 appear to be relatively consistent with actual salary increases provided in 2012. When zero percent increases are included in the calculations, average increases drop to 1.9 percent to 2.1 percent for all employees.

2013 Budgeted Salary Increase Percent (Excluding Zeros)					
	Total Responses	Average	25th Percentile	Median	75th Percentile
Executives	266	2.7%	2.0%	3.0%	3.0%
Managers	279	2.7%	2.0%	3.0%	3.0%
Supervisors	348	2.8%	2.0%	3.0%	3.0%
Staff	321	2.8%	2.0%	3.0%	3.0%

2013 Budgeted Salary Increase Percent (Including Zeros)					
	Total Responses	Average	25th Percentile	Median	75th Percentile
Executives	391	1.9%	0.0%	2.0%	3.0%
Managers	395	1.9%	0.0%	2.0%	3.0%
Supervisors	398	1.9%	0.0%	2.0%	3.0%
Staff	429	2.1%	0.0%	2.2%	3.0%

### Changes to Overall Staffing Levels

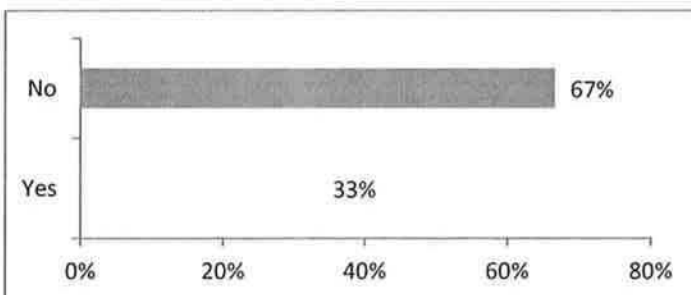
Of the 449 organizations that responded to this question, 13 percent (92) increased staffing levels in the past twelve months. Nearly 13 percent (92) also hired additional contract/seasonal or temporary labor. Eleven percent implemented reduction-in-force and six percent outsourced work previously done internally. The “Other” responses primarily include staff reduction through attrition, department restructuring or early retirement offering. The bar chart below represents the percentage distribution of responses with regard to changes made in the past 12 months to overall staffing levels:



*Note: Percentages do not add to 100% as several organizations indicated multiple responses.*

### Aging Workforce Programs and Policies

When asked if programs and policies were implemented to address aging workforce issues, one-third of the 626 responding organizations have implemented programs or policies to address aging workforce issues. However the vast majority (67%) have nothing in place to address this crucial issue.



The most prevalent approaches to addressing the aging workforce issue are implementation of a formal succession planning program and training programs. A less common approach is to offer part-time or ad hoc work for those employees nearing retirement.

Other notable responses included:

- Rehiring retirees or retaining them as part-time or contract employees to aid with the workforce transition and knowledge transfer
- Apprenticeship programs
- Establishing a knowledge database to capture knowledge and processes
- Redistributing work

More information on all the topics addressed in this Executive Summary, as well as job-by-job information, participant information and a more complete breakdown of salary trends, can be obtained by purchasing the complete 2012 Water Utility Compensation Survey, available at [www.awwa.org/store](http://www.awwa.org/store) or 800.926.7337. Ask for product number 60122 (Large Utilities) or 60123 (Small and Medium-sized Utilities) This year's surveys also include a CD with a .pdf of the entire book, customizable Excel (.xls) worksheets which come prepopulated with aggregated salary data, and copy of the original survey.

Thank you for your participation in the  
2012 AWWA WATER UTILITY COMPENSATION SURVEY!

SEPTEMBER 26, 2012

ITEM F

ATTACHMENT E

# Fall officially begins on September 22 and Nipomo Community Services District offers the following suggestions to help residents lower their water bills:

9/14/12 and  
9/28/12  
Adobe Press



- Be aware that water needs of plants (including grass) drop dramatically in the fall as the days get shorter. Over-watering in the fall can lead to plant disease.
- Cooler weather and seasonal rains make it possible to significantly reduce and even stop landscape irrigation.
- Lawns need very little irrigation in the winter. At the most apply ½ inch of water every three weeks if there is NO rain.
- Now is a good time to make sure your irrigation system is working properly. Adjust your timer/controller back. Replace the backup battery. Fix all leaks.
- Take advantage of cool and wet fall and winter weather to remove water hungry landscapes (lawn) and replace with drought tolerant species – see [www.slowaterwiselandscaping.com](http://www.slowaterwiselandscaping.com) for locally tailored suggestions and information.

## Some Indoor Reminders:

- Fix leaks. A faucet that drips can waste up to 3,280 gallons of water per year. A leaky toilet can waste even more water – stop by District office at 148 South Wilson Street for a toilet leak check kit.
- Check your water meter to track water usage. See District website ([ncsd.ca.gov](http://ncsd.ca.gov)) or call District (929-1133) for help.
- If your shower can fill a one-gallon bucket in less than 20 seconds, replace it with a water efficient showerhead.
- Replace old toilets with more efficient low flow toilets and save as much as five gallons per flush and flush only when necessary.

**Thanks for doing all you can to protect our precious  
water resource – Nipomo Community Service District**

Copy of document found at [www.NoNewWipTax.com](http://www.NoNewWipTax.com)

# SPEAKING OUT

## Letters to the Editor

### Robertson earns support

To the Editor:  
I am writing in support of Chad Robertson, a candidate for the Lucia Mar Unified School District board.

Chad possesses all of the qualities necessary to be an effective advocate for our district's schools, students and parents. He is bright, committed to excellence and dedicated to the welfare and education of all students.

Chad is a former student of mine, and I had the opportunity to work with him during his senior year at Arroyo Grande High School, where he served as senior class president. He was outstanding then and remains the same now.

I have seen Chad grow to become a success full business owner, a respected member of our community and a caring husband and father. I am particularly impressed with his honesty and openness when it comes to tackling tough issues and complex challenges.

To be a school board trustee, one must be a good listener and act according to what is best for students and learning. Chad has demonstrated to me he can do both.

Please take the time to learn more about Chad Robertson and how he can help our local schools continue to thrive. I believe you

will learn to support him for trustee as enthusiastically as I do.

Mike Sears  
San Luis Obispo

### Put blame on Obama

To the Editor:

Barack Obama made the case for an his presidency in November 2007 by an insight was uniquely qualified to bring stability to America's relationships in the Muslim world, because he lived in an Islamic country during his youth.

Given the obvious worldwide Muslim hostility toward the USA, while ignoring Obama's appointment policy toward Muslim-based countries, Democrats and the liberal media insist the video, not Obama, caused the coordinated uprising.

Obama cannot say Bush did it. Obama now insists the video did. The facts of the matter dispel his political fabrication.

Obama's policy toward Muslim countries was based on his personal knowledge, Muslim family background and engagement in the Muslim culture. He purported to understand Islam and the Muslim Shia doctrine on the religious conquest of the world.

Obama's foreign policy is now in shambles, and the nation's, because of his incompetence in understand-

### Rules

### Leigh Rubin



"Would you mind chewing with your mouth closed? I prefer to remember Uncle Carl as he was."

ing the sustained Muslim Shia initiative and hatred of America. There is no escaping the fact that Obama's responsibility for the Muslim disaster is engendered by his naive Moderate Muslim appeasement policy.

Ota Page  
Arroyo Grande

### Faith, politics, different view

To the Editor:  
I am a Catholic and a Republican. More of my votes are in the Republican platform than in the Democrats. I am grateful to be a

Catholic, because I am part of a church founded by Jesus Christ, the son of God. For 2,000 years, the church has labored in the world, working, caring for the poor, educating the ignorant and much more. Very importantly, it teaches the moral law - love of God and neighbor. Yes, there have been some awful failures, as in any organization of man. But do we give up on the church or Penn State or the USA? No. We get up and try to do better.

The church stands up for the right to life. No exemption can hide the fact that abortion ends the life of a defenseless human being. Let's not fool ourselves. The church also sanctifies the marriage of man and woman and supports family life.

My church does not campaign for a party or candidate, but it does proclaim good news and the Ten Commandments. The choice is ours.

Floyd Fischer  
Nipomo

### Landowner heats up over water

To the Editor:  
I am a landowner in Nipomo and am being harassed for an assumed living facility. After research, I have come up with the following:  
Within 184 square miles, 10 public water purveyors use the same water aquifer. Only one, Nipomo Community Services District, has

consistently claimed to have no hazardous problems. Last May, NCD placed a moratorium on new water meters. Any landowner in the middle of a building project, without an in-lieu-fee letter, will not get water.

In 2008, after an 11-year court battle, a Santa Clara Superior Court judge directed engineers to form a group to report on the Nipomo Mesa Management Area portion of the Santa Maria Valley Groundwater Basin.

The judge assigned them to measure the groundwater production from the basin every year and report the findings. The reports are posted on NCS's website. For 2008, the NMDA report shows the measured and estimated groundwater production for the entire Nipomo Mesa was 12,600 acre-feet. The most recent NMDA report for 2011 shows the production reduced to 10,538 acre-feet, or 2,062 acre-feet less than in 2008.

Why did NCS place a moratorium on the district? Some believe the board is punishing landowners for voting down a \$20-million water pipeline, adding one district to pay for a pipeline that feeds an aquifer for water ultimately available to all Mesa users.

NCS needs to remove the moratorium. Attend the NCS board meeting at 9 a.m. Wednesday at 148 S. Wilson St., Nipomo. John Shelton  
Shel Beach

### Weitzel:

Continued from A2  
West fall, tournament chair at 343-0644.

The Nipomo Native Garden will host its fall plant sale from 9 a.m. to 3 p.m. Sunday, Oct. 7, at the garden, located between Pomeroy Road, Camino Caballo and Osage Street.

A selection of 1,000 plants will include Nipomo Mesa natives grown from cuttings and seeds, California natives and plants appropriate for Nipomo's Mediterranean climate.

Nipomo Native Garden plants and T-shirts will be on sale, and all proceeds will support the garden.

For more information, email jared@scaplo.edu or call 829-3550.

Nipomo's Best of Everything Festival will provide fun for all from 10 a.m. to 5 p.m. Saturday, Oct. 13, at the Nipomo Community Park.

Along with many activities for youth, the festival will feature the Mesa Nipomo pageant, Nipomo Youth Coalition Run Run, Doggie Day Parade, car show, business booths, arts and crafts and food.

For more information or to volunteer to help, call the chamber at 920-1585.

The Santa Lucia Republican Women Redacted Unit #102169 will hold its annual luncheon meeting at 4 p.m. Saturday.

The barbecue will be served at the home of Mona and Herb Hart, and people can call 489-0833 for directions and further information.

Crater Corner, Grandru Valley Racoon is still around.

Last evening, the whole family arrived - Grandma, Lili Val, the three babies, along with sister Tails and her two babies. They all played together, ate treats and had a fine time.

I still need name ideas for the five babies as they are growing up quickly and soon will be having children of their own.

Then Weitzel is the corner of the Best of Everything, featuring orange glis and gift baskets, and a former president of the Nipomo Chamber of Commerce. Nonprofit and other community organizations may submit items for this column by contacting her at 343-0083 or bwestel@adobe.com.

### Business:

Continued from A3

- Jeff Buckingham, president of Blue Rooster Telecom, a telecom carrier offering voice, VoIP, Internet and data services;
- Randall Flamm, president and chief executive officer of IQMS, which provides manufacturing enterprise resource planning software;
- Ty Safron, chief executive officer and chief technology officer of Trust Automation, which provides intelligent motion control and systems engineering;
- Jeff Barnes, vice president and general manager of Digital Domain Stereo Group, a

digital production company working with film makers to optimize stereo 3-D digital production; and

• Helio "LU" Fialho, chief executive officer and founder of Auspex Inc., an Internet technology and services company delivering back-office and e-commerce platform support.

The event will begin with networking at 5:30 p.m., followed by a buffet dinner and dessert at 6 p.m., the program at 6:30 p.m. and a question-and-answer session from 7:30 to 8 p.m.

Those who register before 9 p.m. Monday will pay \$30. After that, the fee will be \$35. To register for the event, visit [www.adobe.com](http://www.adobe.com).

### Market:

Continued from A3

chocolate, olive, vinegar and honey. Next door there is a selection of Mexican foods, including chips, salsa and tamales.

Be sure to pay the Nipomo

Farmers' Market a visit this, and every Sunday, and be a part of the best little market around. We are in action between 10:30 a.m. and 2:30 p.m., and are located in the parking lot of the Monarch Dunes Country Club.

Greer Glenn Johnson writes an angular column for the Adobe Press.

## Clean-Up Week

### September 24-28 2012

#### Rules & Regulations

#### CLEAN-UP WEEK

A community service provided free to single family residential customers of South County Sanitary Service.

#### ON THE CURB

Place your Clean-Up Week garbage on the curb no later than 6:00am on your regular garbage collection day. Don't block your waste wheelers. We still run automated trucks.

#### CONTAINER NOTES

Clean-Up Week garbage may be placed in standard trash cans or tied into bundles.

#### MORE CONTAINER NOTES

Standard trash containers will be emptied and left on the curb. Boxes and plastic bags will be taken away with your garbage. If you want your non-standard containers left behind, please mark or place a note on them.

#### CONTAINER SIZE

Containers or bundles of garbage must weigh 75 pounds or less and must measure four feet or less in overall length. No hazardous materials will be taken.

Garbage, greenwaste, & recycling combined for 12 cans, bags, or bundles plus your waste wheelers. Excess garbage will be left on the curb.

Twelve standard trash cans (32 gallons each) OR the equivalent in bags, boxes, or bundles. Each not to exceed 75 pounds and four feet in length.

#### BULKY ITEMS (PLEASE CALL FIRST)

The following special prices are valid only during Clean-Up Week. Items must be on the curb to qualify for these special prices. You must call one week before your collection day.

**\$10 EACH - LIMIT TWO OF EACH.**

OVERLY LARGE ITEMS REQUIRING TWO MEN TO HANDLE WILL HAVE ADDITIONAL COST BY QUOTE ONLY

Televisions • Water Heaters  
Couches • Washers  
Dryers • Small Appliances  
Chairs • Box Springs  
Mattresses • Refrigerators  
Overstuffed Chairs • Metal Items  
Passenger Car Tires (maximum of 4)

**TO ARRANGE FOR PICKUP OF BULKY ITEMS (NOT FREE)**  
you must first call 489-4246

Bulky items will not be picked up unless you call 489-4246

## DON'T PUT OUT YOUR TRASH UNTIL YOUR COLLECTION DAY

**GENERAL TIPS FROM THE OFFICE • THE OFFICE NUMBER IS 489-4246**

1. Please don't use plastic bags in the contaminated recycling or greenwaste cans. We have to tear them open and check the contents. Inadvertently someone will throw garbage in with the recycling and contaminate the entire load. Just dump the recycling in the can and throw the bag away.
2. Large pieces of cardboard need to be cut up or broken down so they fit in the blue waste wheeler. The automated trucks we are switching to can't pick up loose cardboard. If you need a bigger blue bin call the office.
3. As we switch over to automated trucks it is important to not pack the waste wheeler so tight that when turned upside down, nothing will come out.

SEPTEMBER 26, 2012

ITEM F

ATTACHMENT F

**DEPARTMENT OF RESOURCES RECYCLING AND RECOVERY**

801 K STREET, MS 17-24, SACRAMENTO, CALIFORNIA 95814 • (916) 323-5778 • WWW.CALRECYCLE.CA.GOV

**NOTICE****August 29, 2012**

**TO:** Curbside, Dropoff or Collection, and Community Service Programs

**SUBJECT:** Suspension of the Individual Commingled Rate Survey Program (ICRS)  
& Two-Year ICRS Rates

Because of severe reductions in department staffing over the last several years, CalRecycle is suspending the Individual Commingled Rate Survey (ICRS) program beginning with the 2014 survey year (October 2012 through September 2013).

Current participants may complete their ICRS surveys for the 2013 survey year.

In consideration of current hard economic conditions, and to minimize negative financial impacts to current ICRS participants, CalRecycle has authorized a two-year rate for current participants who have earned an Individual Commingle Rate for the 2013 calendar year. This means that the ICRS rates authorized by CalRecycle for the 2013 calendar year will be effective through December 31, 2014.

This suspension will allow CalRecycle to review and assess the ICRS program and determine how to best proceed with the program in the future.

For further information regarding the ICRS program, please contact Michael Vanderburg at (916) 327-2769 or via email at [IcrsData@calrecycle.ca.gov](mailto:IcrsData@calrecycle.ca.gov).

A handwritten signature in black ink, appearing to read "Mike Miller".

Mike Miller  
Branch Chief  
Recycling Operations

**RECEIVED**

SEP 10 2012

**NIPOMO COMMUNITY  
SERVICES DISTRICT**

ORIGINAL PRINTED ON 100% POSTCONSUMER CONTENT





**DEPARTMENT OF RESOURCES RECYCLING AND RECOVERY**

801 K STREET, MS 19-01, SACRAMENTO, CALIFORNIA 95814 • (916) 322-4027 • WWW.CALRECYCLE.CA.GOV

August 30, 2012

**NOTICE**

**Subject:** Beverage Container Recycling Program Reform - Focus Group Workshop Schedule

Beginning in September 2012 and continuing through November 2012, the Department of Resources Recycling and Recovery (CalRecycle), Division of Recycling will host a series of focus group workshops. CalRecycle staff will facilitate the workshops, which are intended to identify and educate participants about the potential impacts/issues/aspects associated with Beverage Container Recycling & Litter Reduction Program (Program) reform ideas.

All focus group workshops are scheduled for the CalEPA Building, 1001 I Street, Sacramento, in the designated second-floor meetings rooms. CalRecycle also is attempting to add a focus group workshop in Southern California in late September or in October. For those unable to attend a workshop in person, each session will be broadcast using GoToMeeting, which provides the same opportunities for input and feedback. GoToMeeting registration for each workshop will be available via the CalRecycle website Events Calendar, which can be accessed via the following link: <http://www.calrecycle.ca.gov/Calendar/Default.aspx>

Here are the general topic(s) and the dates/times/location for each focus group workshop:

<b>Program Reform - Focus Group Workshop #1</b>	
<b>Date:</b> Thur., Sept. 13 (Two 3-Hour Sessions)	<b>Time:</b> 9:00 a.m. – Noon & 1:30 p.m. – 4:30 p.m.
<b>Location:</b> Coastal Hearing Room	
Ensure Integrity of Program Payments Paid In/Out Topic: Strengthening requirements for becoming a certified entity in the program Topic: Strengthening program enforcement and compliance efforts	
GoToMeeting registration link:	

<b>Program Reform - Focus Group Workshop #2</b>	
<b>Dates:</b> Tue. & Wed., Sept. 18-19 (Two 3-Hour Sessions)	<b>Time:</b> 1:30 p.m. – 4:30 p.m. (9/18) 9:00 a.m. – Noon (9/19)
<b>Location:</b> Byron Sher Auditorium (9/18) Sierra Hearing Room (9/19)	
Modernize Program Operations Topic: Convenience Zone & Handling Fee Structure	
GoToMeeting registration links: 9/18 Session: 9/19 Session:	

<b>Program Reform - Focus Group Workshop #6</b>	
<b>Date:</b> Thur., Oct. 25 (Two 3-Hour Sessions)	<b>Time:</b> 9:00 a.m. – Noon 1:30 p.m. – 4:30 p.m.
<b>Location:</b> Sierra Hearing Room	
Improve Cash Flow/Reduce Payables Topic: Reduce costs associated with CalRecycle administration of the program	
<u>GoToMeeting registration link:</u>	

<b>Program Reform - Focus Group Workshop #7</b>	
<b>Date:</b> Wed., Oct. 31 (Two 3-Hour Sessions)	<b>Time:</b> 9:00 a.m. – Noon 1:30 p.m.– 4:30 p.m.
<b>Location:</b> Sierra Hearing Room	
Improve Cash Flow/Increase Revenue Topic: Add new beverages types Topic: Add new material types	
<u>GoToMeeting registration link:</u>	

<b>Program Reform - Focus Group Workshop #8 (if needed)</b>	
<b>Date:</b> Tue., Nov. 6 (One 3-Hour Session)	<b>Time:</b> 1:30 p.m. – 4:30 p.m.
<b>Location:</b> Byron Sher Auditorium	
Topic: To Be Determined – This is a placeholder in case additional focus group meetings are needed	

<b>Program Reform - Focus Group Workshop #9 (if needed)</b>	
<b>Date:</b> Thur., Nov. 15 (One 3-Hour Session)	<b>Time:</b> 9:00 a.m. – Noon
<b>Location:</b> Sierra Hearing Room	
Topic: To Be Determined – This is a placeholder in case additional focus group meetings are needed	

<b>Program Reform - Focus Group Workshop #10 (if needed)</b>	
<b>Date:</b> Mon., Nov. 19 (One 3-Hour Session)	<b>Time:</b> 1:30 p.m. – 4:30 p.m.
<b>Location:</b> Sierra Hearing Room	
Topic: To Be Determined – This is a placeholder in case additional focus group meetings are needed	

If you have any questions or comments regarding this workshop schedule, please send an email to [BeverageContainerReform@calrecycle.ca.gov](mailto:BeverageContainerReform@calrecycle.ca.gov) or call (916) 445-8292.

**DEPARTMENT OF RESOURCES RECYCLING AND RECOVERY**801 K STREET, MS 19-01, SACRAMENTO, CALIFORNIA 95814 • (916) 322-4027 • [WWW.CALRECYCLE.CA.GOV](http://WWW.CALRECYCLE.CA.GOV)

September 7, 2012

**NOTICE****Subject:** California Beverage Container Recycling Program Reform

The Department of Resources Recycling and Recovery (CalRecycle), Division of Recycling will host a series of workshops focusing on potential solutions to the structural deficit in the Beverage Container Recycling Fund (Recycling Fund) and to ensure the long-term viability of the Beverage Container Recycling Program. The workshops will run from September 2012 through November 2012 (see attached Workshop Schedule).

The Beverage Container Recycling Program (Program) is currently operating under an approximately \$100 million annual structural deficit as a result of the combination of historically high recycling rates, mandated program payments, and General Fund loans. The structural deficit means that program expenditures exceed program revenues under the current mandated expenditure and revenue structure. It is critically important to start discussions now with all interested parties on potential Program reforms. CalRecycle is interested in addressing the structural deficit of the Recycling Fund, evaluating options to further reduce litter and increase recycling, and ensuring the integrity and long-term fiscal viability of the Program.

CalRecycle developed the Beverage Container Recycling Program Reform web page at [www.calrecycle.ca.gov/BevContainer/Reform2012/](http://www.calrecycle.ca.gov/BevContainer/Reform2012/) as a resource for interested parties to learn, participate and remain informed on this critical issue. CalRecycle also created a ListServ (an email list) at [www.calrecycle.ca.gov/Listservs/ListSubscribe.asp?LID=124](http://www.calrecycle.ca.gov/Listservs/ListSubscribe.asp?LID=124) for you to stay informed with the latest information. Please note that the Beverage Container Recycling Program Reform web page and ListServ will be our primary avenue of communication. Paper notices will no longer be mailed.

CalRecycle is interested in your ideas, suggestions, and proposals about Program reforms. CalRecycle prepared a schedule of focus group workshops concerning the potential structural reform of the BCRP (see enclosed Workshop Schedule). A PDF version is also available at [www.calrecycle.ca.gov/BevContainer/Notices/2012/ReformWrkshp.pdf](http://www.calrecycle.ca.gov/BevContainer/Notices/2012/ReformWrkshp.pdf).

For those unable to attend a workshop in person, each workshop session will be broadcast using GoToMeeting and the designated meeting process will provide the same opportunities for input and feedback. GoToMeeting registration for each workshop will be available via the CalRecycle Events Calendar at [www.calrecycle.ca.gov/Calendar/](http://www.calrecycle.ca.gov/Calendar/).

Comments may also be sent in writing via email or by regular mail. Email your comments to [BeverageContainerReform@CalRecycle.ca.gov](mailto:BeverageContainerReform@CalRecycle.ca.gov). Please use "BCRP Reform" in the subject line of the email. You can also submit comments via regular mail at Division of Recycling, 801 K Street (MS 15-52), Attn: BCRP Reform, Sacramento, CA 95814

In the interest of facilitating public discussion and maintaining transparency throughout this process, all written comments are available for review at [www.calrecycle.ca.gov/BevContainer/Reform2012/PublicInput.htm](http://www.calrecycle.ca.gov/BevContainer/Reform2012/PublicInput.htm).

If you have any questions regarding the workshops, please submit them via the email address referenced above or by calling (916) 323-5778.

**RECEIVED**

SEP 10 2012

**NIPOMO COMMUNITY  
SERVICES DISTRICT**

SEPTEMBER 26, 2012

ITEM F

ATTACHMENT G



R	4
R	D

**For Immediate Release**

**Contact:**

**Surfrider Foundation:**

Julia Chunn-Heer, Campaign Coordinator  
(619) 246-8881, [julia@surfridersd.org](mailto:julia@surfridersd.org)  
Joe Geever, Water Programs Manager  
(949) 636-8426, [jgeever@surfrider.org](mailto:jgeever@surfrider.org)

**Residents for Responsible Desalination:**

Merle Moshiri, President,  
(714) 536-2017, [pars11@aol.com](mailto:pars11@aol.com)

**Orange County Coastkeeper:**

Garry Brown, Executive Director,  
(714) 850-1965, [garry@coastkeeper.org](mailto:garry@coastkeeper.org)

**Coastal Environmental Rights Foundation:**

Marco Gonzalez, Legal Director,  
(760) 942-8505 x 102, [marco@coastlawgroup.com](mailto:marco@coastlawgroup.com)



**POSEIDON WATER PURCHASE AGREEMENT WILL RAISE WATER RATES**

*Environmental Community Asserts San Diego County Water Authority  
contract opens ratepayers to unlimited financial liability*

**San Diego County, Calif.;** Sept. 10, 2012 – The San Diego County Water Authority (SDCWA) is poised to sign a 30-year “take or pay” contract with the private company Poseidon Resources for at least 48,000 (and up to 56,000) acre-feet of water per year from the proposed Carlsbad desalination plant. This amounts to payment of \$115 million per year, or \$3.5 billion of ratepayer funds to Poseidon for the initial 30-year term of the contract. While SDCWA has not yet translated this multi-billion dollar price tag into end-user costs, ratepayers can expect water bills to increase by at least 8 – 11 percent. Without a contract cap on the cost for SDCWA to purchase the water, or the price the consumer will be required to pay, water bills are expected to hit unforeseen heights. Numerous additional expenses and liabilities, highlighted below, may also be passed onto SDCWA and its member agencies’ ratepayers.

Latest estimates released by Poseidon and SDCWA reveal the true cost for desalinated water has almost tripled since originally proposed, from about \$900 per acre-foot to almost \$2400 per acre-foot (with no cost cap). Analysts speculate the \$2400 estimate is still low. Poseidon initially promised the cost of desalinated water from the Carlsbad facility would not exceed the cost of imported water, a claim environmentalists correctly called economically infeasible.

The Water Purchase Agreement (WPA) will pave the way for private investors to buy bonds to finance construction and operation of the project. First described as having a \$250 million price tag, project costs soared to \$530 million in 2010, increased another 47% percent to \$780 million in 2012, and are now rumored to be in the range of \$970 million. With additional required pipeline construction, ratepayers can expect costs to exceed \$1 billion.

In addition to building costs, under the agreement ratepayers will be saddled with unknown liabilities related to high energy costs associated with removal of salt from seawater. Compounding the financial

uncertainty is the possible shutdown of the San Onofre Nuclear Generating Station. Further, Poseidon's Coastal Development Permit (CDP) requires development of a Green House Gas Reduction Plan (GHG Plan) to achieve full carbon neutrality. After original CDP approval, environmentalists proved Poseidon intentionally misled the California Coastal Commission by contending its desalinated water would replace an equivalent amount of imported water; thus the offsets it claimed as part of its GHG Plan were no longer valid, and new, unknown costs of implementing a revised GHG Plan will be shifted to the SDCWA ratepayers. To date, Poseidon refuses to include such costs in its stated price per acre-foot of desalinated water.

This WPA will require purchase of water at all times, under all circumstances, whether needed or not, guaranteeing Poseidon and its investors a strong profit. However, this places ratepayers at substantial financial risk. Elsewhere, such as Tampa Bay and Sydney, water agencies have decided to let expensive desalination plants sit idle due to extremely high operational costs. Under the WPA, the desalination plant will never be shut down, even in the wettest of years.

"At some point, the public needs to step up and educate itself on the potential long term financial implications this project. Poseidon is known for promising a lot, and then coming up with excuses when it fails to deliver. I cannot fathom how anyone thinks it makes sense to take this sort of risk with public funds," states Marco Gonzalez, Legal Director of the Coastal Environmental Rights Foundation (CERF). "At the very least, the fact that the cost of this project has tripled since it was first proposed should cause red lights and sirens to go off."

Once the agreement is made available to the public, there will be a 60 day comment period. The agreement will be available for viewing on the [CERF.org](http://CERF.org) website and through the [SDCWA](#). Environmental groups urge ratepayers to voice their concerns over the costs associated with Poseidon's agreement with SDCWA, as there are alternative, more cost-effective options for water supply reliability in San Diego County and throughout the region, including a publicly owned desalination plant, water recycling, and conservation.

There will be two public meetings hosted by SDCWA on Sept. 20 and Oct. 2. To learn more about the public meetings, read the [SDCWA press release](#). For more information about the WPA, please read the full briefing on the [Poseidon Water Purchase Agreement](#).

SEPTEMBER 26, 2012

ITEM F

ATTACHMENT H

# Desal Raises Questions for Some About Growth

Forum downtown shows tension over water issues

by Georgia Perry on Sep 11, 2012

During a recent forum led by UCSC Economics Ph.D. candidate Peter Towbin, community members gathered at the Cruzio Building on Cedar St. to discuss the various arguments for and against the proposed desalination plant. During the session, a fourth-generation Aptos woman squared off against a young couple from Chicago, arguing that without the influx of outsiders coming to Santa Cruz County, water would not be a problem. She said she's against desalination because more available drinking water would make it possible for more outsiders to come.

"So we should go back where we came from?" the Chicagoans, who moved here a couple months ago for work, retorted. "Well, yes," was the woman's reply.

A showdown on the matter is looming Nov. 6, with ballot Measure P requiring voter approval for the proposed desalination facility.

Some circles, it appears, believe the right to drinking water should be contingent on native status. Bill Smallman, director of the Lompico County Water District, commented on an Aug. 22 story in the *Santa Cruz Sentinel*: "The real environmental elephant in the room is that desal will provide for unlimited growth...Water has become the factor which is force [sic] us to examine exactly how many people this planet can sustain with maximum harmony."

## Related Articles

- [Desal EIR Delayed Again](#)
- [Projected Water Swap Flows Reduced](#)
- [Forum Explores Water Swap Scenario](#)



SEPTEMBER 26, 2012

ITEM F

ATTACHMENT I

## **Revised proposal for Nipomo water pipeline is moving forward**

Friday September 21, 2012

Cynthia Lambert The Tribune

Nipomo Community Services District leaders are moving ahead with revised plans to build a pipeline to bring water to the community from Santa Maria, just a few months after local property owners voted against paying for the project. The new proposal is to build the project in phases, which would reduce the initial cost but still bring additional water to the community.

Voters sent a clear message in May when they rejected a plan to fund construction of a \$26 million pipeline by raising property taxes through an assessment district, said district general manager Michael LeBrun. But the district board remains committed to the pipeline plan, unless a better and faster alternative is found.

Shortly after the vote failed, the board commissioned a study to see how the pipeline could be built in phases. It also formed a committee to re-examine ways to bring more water to the community. The Supplemental Water Alternatives Evaluation Committee will study and rank potential alternative projects, from the pipeline to desalination to tapping into the State Water Project.

The committee's report is not expected until early next year. District officials said they would not move forward with construction of a phased pipeline project until the board hears the report.

"If the committee comes up with something that's better, cheaper and faster than the phased approach, then we'd take their assessment and go with that," board member Ed Eby said. But if the committee concludes the phased approach is best, then the district hasn't lost time it could have spent working on the project, he added.

In the meantime, the district is moving slowly ahead on a phased approach to the pipeline. The district board voted 4-0 on Sept. 12, with board President Jim Harrison absent, to amend an already existing contract with AECOM Technology Corp. to finalize the design of the first phase of the project. The board had previously authorized \$129,715, but the funds weren't spent because design work was put on hold in 2011. The amended contract brings the total up to \$219,691. If the committee finds another project would be a better alternative, and the board agrees, then work under the contract would be suspended, with AECOM paid for all work done to that date, LeBrun said.

The first phase would connect a pipeline to Santa Maria's water system, install it across the Santa Maria River and connect to the community's water system. It would deliver 645 acre-feet of water a year.

By comparison, the original pipeline project was designed to bring 3,000 acre-feet a year. (An acre-foot of water generally serves one to two households per year, depending on landscaping,

location and family size.) The second and third phases would eventually increase the pipeline's capacity to bring the full amount of water to Nipomo from Santa Maria.

Most of the costs for the first phase of construction — estimated at \$14.2 million — would come from state and district funds. LeBrun will also reach out to several other water purveyors on the Mesa to see if they'll join the project. He said three water companies — Golden State Water Co., Rural Water Co. and Woodlands Mutual Water Co. — agreed to purchase a portion of the supplemental water as part of a stipulation that resulted from the settlement of litigation over water rights in the Santa Maria groundwater basin.

District officials have long held that Mesa property owners must reduce their dependency on the underground aquifer, which is the area's only source of water, and spearheaded the project to construct the pipeline and pay Santa Maria for additional water.

Nipomo services district staff and board members say the pipeline was necessary to reduce the area's dependency on its only source of water, and to prevent saltwater intrusion — the pollution of a freshwater aquifer by seawater creeping underground and moving inland. But those opposed to the original pipeline proposal argued against some of the district's conclusions, including its theory over saltwater intrusion and its urgency in building the pipeline.

After the assessment vote failed, the Nipomo district stopped processing new applications for water service. The district board is scheduled to revisit that decision in October.

Read more here: <http://www.sanluisobispo.com/2012/09/20/2234988/nipomo-pipeline-water-project.html#storylink=cpy>