

TO: BOARD OF DIRECTORS

FROM: MICHAEL S. LEBRUN *msl*
GENERAL MANAGER

DATE: JANUARY 4, 2013

AGENDA ITEM

F

JANUARY 9, 2013

GENERAL MANAGER'S REPORT

ITEM

Standing report to your Honorable Board -- *Period covered by this report is December 8, 2012 through January 4, 2013.*

DISTRICT BUSINESS

Administrative

- Public Notice of the proposed solid waste rate increase was mailed to customers during the week of December 21. Three protest votes have been received to date.
- The Supplemental Water Alternatives Evaluation Committee continues to meet regularly and work in subcommittee teams outside of regular meetings. The seven citizen volunteer members are showing great dedication and diligence in their work. Draft Minutes from the Committee's December 19, 2012 meeting are provide under Agenda Item G. District Consultant Michael K. Nunley, who acts as the non-voting Committee Chair, is receiving praise from Committee members and members of the public who are attending meetings and observing the evaluation process.
- Application period for Assistant Engineer vacancy ended on December 14, 2012. Forty-six applications were received. Interviews are tentatively scheduled for the week of January 28, 2013.
- Proposal period for the Blacklake Wastewater Reclamation Facility and Wastewater Collection System closed on December 21, 2012. Four proposals were received. Your Board is scheduled to award the contract at the January 23, 2013 Regular Meeting.
- SLOWATERWISELANDSCAPING.com website December 2012 summary report is attached.. This web site was developed and is maintained by SLO County Partners in Water Conservation of which the District is a participating member.
- CSDA is offering free on-line/on-demand Ethics (AB 1234) training for member Districts. Information on the offering is attached.
- County Planning continues to advance an update of their Resource Management System. Staff has provide data on District operations and informal comments twice, most recently via WRAC. County staff are scheduled to release a final draft RMS update on February 13 for consideration by the Board of Supervisors on February 19th. Staff's most recent comments are attached.

Safety Program

- No accidents or injuries to report.

Public Outreach

- Public Information Assistant, Jessica Matson began work with the District on December 11, 2012. Ms. Matson is a contract employee working on a part-time basis and works at the District's Administrative office. Following is a summary of public outreach progress:

- Created bill stuffer for Jan/Feb 2013 bills and send to printing (attached)
- Press Releases: "NCS D Hires Public Information Assistant," "Trash Rates for Residential Customers May Increase in 2013," "District's Board Swear in New Directors," "District's Board Supports Cypress Ridge Residential Development," "Committee Evaluates Supplemental Water Options for the District" (media log and press releases attached)
- Set initial layout and production schedule for Winter 2013 Newsletter
- Initiation of discussion with Adobe Press for a regular Manager's column

Connection Report

Nipomo Community Services District
 Water and Sewer Connections

	JAN-12	FEB-12	MAR-12	APR-12	MAY-12	JUN-12	JUL-12	AUG-12	SEPT-12	OCT-12	Nov-12	Dec-12
Water Connections (Total)	4232	4239	4239	4239	4240	4240	4244	4244	4245	4239	4247	4259
Sewer Connections (Total)	3022	3035	3035	3035	3036	3036	3040	3040	3041	3035	3043	3055
Meters turned off (Non-payment)	28	22	18	28	13	39	16	20	17	29	13	20
Meters off (Vacant)	64	62	64	68	67	63	60	65	69	51	49	52
Sewer Connections off (Vacant)	24	22	22	27	28	25	23	25	20	19	17	20
New Water Connections	0	7	0	0	1	0	4	0	1	0	8	12
New Sewer Connection	0	13	0	0	1	0	4	0	1	0	8	12
Galaxy & PSHH at Orchard and Division Sewer Connections billed to the County	460	460	460	460	460	460	461	461	462	462	462	462

Meetings

Meetings attended:

- December 10, Maria Vista Estates – two meetings
- December 12, Regular Board Meeting
- December 14, WSC regarding District Conservation Program
- December 14, Cannon Associates on BLWWRF Master Plan
- December 17, City of Santa Maria Utilities Director
- December 18, District Property Negotiator
- December 19, NMMA Technical Group
- December 19, SWAEC
- December 21, Special District Managers

Meetings Scheduled:

- January 7, Review Assistant Engineer Applications with AGM and Engineer
- January 8, Operations Management and Supervisor on organization
- January 8, Review BLWWRF Proposals with Engineer and Superintendent
- January 9, Regular Board Meeting
- January 10, Management Coordination
- January 14, SWAEC
- January 14, Board Officers
- January 15, NMMA Technical Group
- January 18, CSDA SLO County Chapter Annual Meeting

Water/Wastewater News of Interest

- County rain gauge reports for area gauges are provided – See Attachment.
- December 14, 2012, Soquel Creek Water District water supply concerns.

RECOMMENDATION

Staff seeks direction and input from your Honorable Board

ATTACHMENTS

- A. Water wise website report for December 2012
- B. CSDA Training offer
- C. December 27, 2012 District email to County on RMS draft
- D. January/February bill insert
- E. Press Release Log and Press Releases
- F. SLO County Rain Gauge Reports (Nipomo South and Nipomo East)
- G. December 14, 2012 Soquel Water District News


T:\BOARD MATTERS\BOARD MEETINGS\BOARD LETTER\2013\MGRS RPT\130109 MGRS RPT.DOCX

JANUARY 9, 2013

ITEM F

ATTACHMENT A

[Garden Tours](#) [Garden Gallery](#) [Plants](#) [My List](#) [Resources](#)



How to use this website video

This website sponsored by the cities and water purveyors comprising the [Partners in Water Conservation](#).

Click to find rebates and information offered by your purveyor.

Last Update: 03 Jan 2013 - 05:32



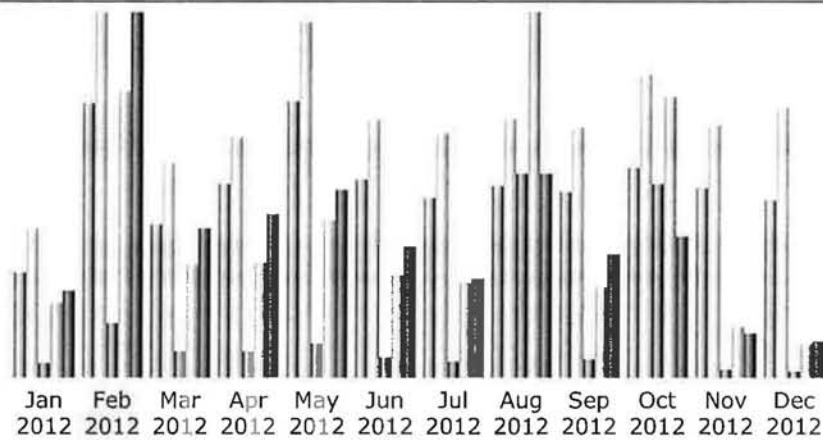
Reported period: Dec 2012 OK

Summary

Reported period	Month Dec 2012				
First visit	01 Dec 2012 - 00:06				
Last visit	31 Dec 2012 - 23:00				
	Unique visitors	Number of visits	Pages	Hits	Bandwidth
Viewed traffic *	659	1,003 (1.52 visits/visitor)	3,190 (3.18 Pages/Visit)	18,965 (18.9 Hits/Visit)	424.60 MB (433.49 KB/Visit)
Not viewed traffic *			30,464	37,015	238.23 MB

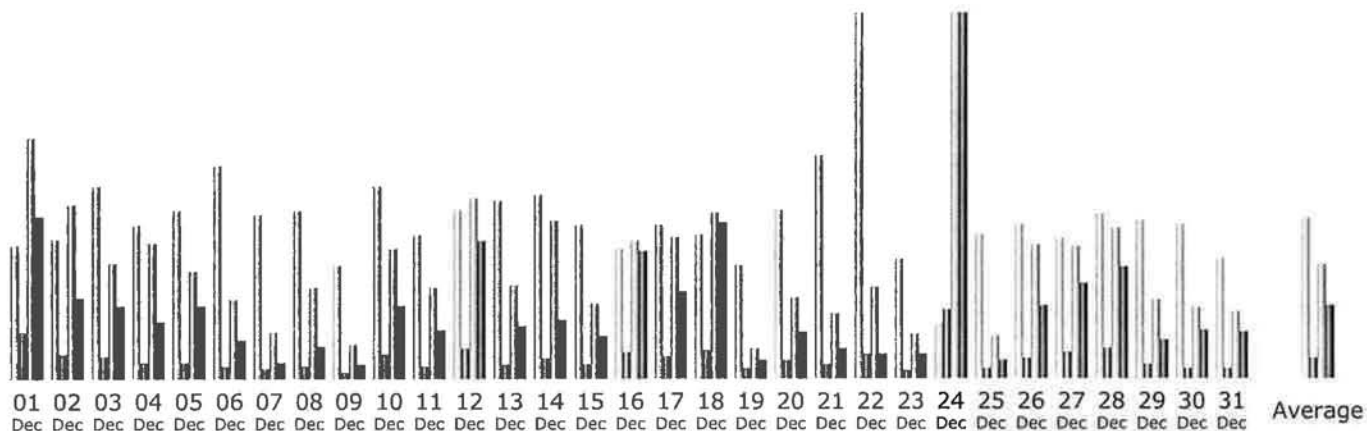
* Not viewed traffic includes traffic generated by robots, worms, or replies with special HTTP status codes.

Monthly history



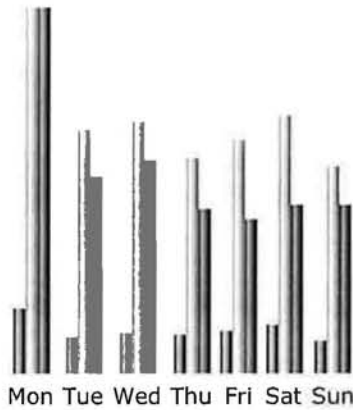
Month	Unique visitors	Number of visits	Pages	Hits	Bandwidth
Jan 2012	392	556	7,183	42,410	1000.32 MB
Feb 2012	1,018	1,357	30,672	163,534	4.17 GB
Mar 2012	572	792	14,645	64,258	1.71 GB
Apr 2012	723	894	14,232	65,278	1.86 GB
May 2012	1,030	1,321	19,175	89,047	2.14 GB
Jun 2012	732	959	11,266	58,066	1.50 GB
Jul 2012	667	906	8,608	53,438	1.12 GB
Aug 2012	710	962	116,253	207,453	2.33 GB
Sep 2012	688	931	9,486	51,603	1.39 GB
Oct 2012	782	1,129	109,739	160,193	1.60 GB
Nov 2012	704	937	3,968	28,313	516.29 MB
Dec 2012	659	1,003	3,190	18,965	424.60 MB
Total	8,677	11,747	348,417	1,002,558	19.71 GB

Days of month



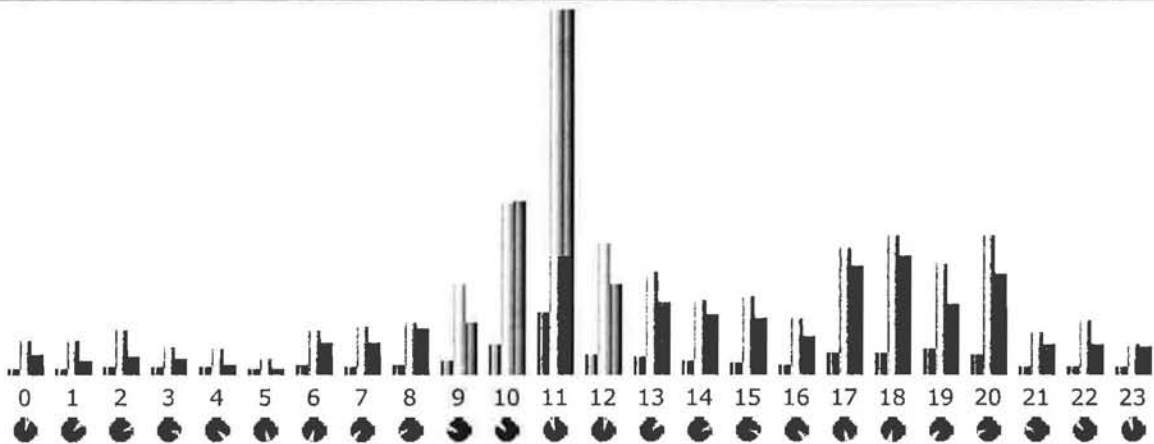
Day	Number of visits	Pages	Hits	Bandwidth
01 Dec 2012	27	241	1,293	30.39 MB
02 Dec 2012	28	121	935	15.24 MB
03 Dec 2012	39	110	613	13.56 MB
04 Dec 2012	31	79	731	10.54 MB
05 Dec 2012	34	77	575	13.58 MB
06 Dec 2012	43	58	416	7.14 MB
07 Dec 2012	33	54	241	2.95 MB
08 Dec 2012	34	62	485	6.06 MB
09 Dec 2012	23	31	182	2.42 MB
10 Dec 2012	39	125	697	13.79 MB
11 Dec 2012	29	62	487	9.01 MB
12 Dec 2012	34	158	964	25.70 MB
13 Dec 2012	36	74	492	9.84 MB
14 Dec 2012	37	108	845	11.08 MB
15 Dec 2012	31	66	397	7.87 MB
16 Dec 2012	26	138	742	23.97 MB
17 Dec 2012	31	113	756	16.19 MB
18 Dec 2012	29	150	888	29.23 MB
19 Dec 2012	23	49	157	3.43 MB
20 Dec 2012	34	93	435	8.50 MB
21 Dec 2012	45	71	348	5.61 MB
22 Dec 2012	74	123	487	4.24 MB
23 Dec 2012	24	41	238	4.59 MB
24 Dec 2012	11	366	1,967	68.97 MB
25 Dec 2012	29	46	223	3.37 MB
26 Dec 2012	31	104	711	13.78 MB
27 Dec 2012	28	134	708	17.77 MB
28 Dec 2012	33	160	808	21.02 MB
29 Dec 2012	32	76	416	7.15 MB
30 Dec 2012	31	49	374	8.99 MB
31 Dec 2012	24	51	354	8.62 MB
Average	32	102	611	13.70 MB
Total	1,003	3,190	18,965	424.60 MB

Days of week



Day	Pages	Hits	Bandwidth
Mon	153	877	24.23 MB
Tue	84	582	13.04 MB
Wed	97	601	14.12 MB
Thu	89	512	10.81 MB
Fri	98	560	10.17 MB
Sat	113	615	11.14 MB
Sun	76	494	11.04 MB

Hours



Hours	Pages	Hits	Bandwidth	Hours	Pages	Hits	Bandwidth
00	50	305	5.24 MB	12	178	1,224	24.11 MB
01	45	305	3.75 MB	13	161	949	19.36 MB
02	60	407	4.55 MB	14	128	700	15.94 MB
03	60	264	4.02 MB	15	99	730	14.91 MB
04	60	241	2.52 MB	16	78	527	9.86 MB
05	41	140	1.34 MB	17	199	1,183	29.46 MB
06	87	414	8.23 MB	18	203	1,295	32.28 MB
07	73	437	8.74 MB	19	233	1,025	18.95 MB
08	83	490	12.10 MB	20	176	1,293	27.13 MB
09	125	841	13.69 MB	21	62	392	7.93 MB
10	278	1,605	46.78 MB	22	69	504	7.87 MB
11	575	3,410	98.59 MB	23	67	284	7.25 MB

JANUARY 9, 2013

ITEM F

ATTACHMENT B

Michael LeBrun

From: Neil McCormick [neilm@csga.net]
Sent: Wednesday, January 02, 2013 10:40 AM
To: Michael LeBrun
Subject: CSGA Says Thank You with Free Ethics Training - 1/2/2013

If this email does not display properly, please view our [online version](#).
To ensure receipt of our email, [please add 'CSGA@informz.net'](mailto:CSGA@informz.net) to your address book.



Thank You from the California Special Districts Association - 1/2/2013



Thank you for renewing your membership in CSGA. We appreciate your investment and continued support of this association.

As promised, we are offering your entire board of directors and staff access to free AB1234 Ethics Compliance Training, just for renewing your dues by the January 1, 2013 deadline. This is an on-demand training that your staff and board can take at their convenience on a computer of their choice. The training will be available during the months of January and February of 2013. To verify completion of this training, we ask that you complete and submit a short test to the CSGA office by March 8, 2013.

[Click here for access to the free training.](#)

We also encourage you to take advantage of the full range of benefits we offer:

- Excellent educational programs with discounted member pricing
- Access to cost-effective risk management services and tax-exempt financings
- Job postings
- Listserv and other member communication tools
- Added-value benefit programs like the Special District Purchasing Card
- One hour free legal advice per year/per district
- Online bookstore with discounted member pricing
- Free downloadable publications

With our membership of more than 1,000 agencies, CSGA is respected for our strong collective voice at the Capitol. In addition, we are committed to developing programs and services designed to make your district, staff and representatives more successful and effective in serving your constituencies.

Should you ever have any questions or need assistance, please make CSGA your first call at (877) 924-2732. And, once again, thank you for your support!

1.02.2013

California Special Districts Association | 1112 I Street | Suite 200 | Sacramento, CA 95814

If you prefer not to receive any further email from CSGA, please [unsubscribe here](#). Please note: unsubscribing from individual mailings will unsubscribe you from all mailings, including the CSGA e-News - one of CSGA's major benefits and sources of news to our members.

JANUARY 9, 2013

ITEM F

ATTACHMENT C

Michael LeBrun

From: Michael LeBrun
Sent: Thursday, December 27, 2012 4:52 PM
To: 'jcaruso@co.slo.ca.us'; 'choward@co.slo.ca.us'
Cc: 'mwulkan@co.slo.ca.us'; Michael LeBrun
Subject: RMS Draft
Attachments: 2811_001.pdf

Courtney,

Thank you for the recent WRAC agenda materials including WRAC draft comments on current draft of County Planning effort to update RMS.

I had provided comments on a previous draft directly to County planning. I am providing additional comments (below) to this current draft for WRAC and County Planning consideration.

- It may be best to defer to the court defined NMMA and NCMA for groundwater quantity and quality evaluations.
- I have attached pages 31-34 of the current NCMA report where the experts studying that area of the Basin describe recent seawater intrusion indication in the NCMA area and potential causes, including pumping in the NMMA. This would seem like an issue worthy of touching on in course of a water resources review of the NCMA/NMMA/ South SLO County. (I am happy to provide a full copy of NCMA report if Oceano or others in that area cannot).
- The 'Water Rate Data' seems odd for a resources document. I think you will find rates hard to summarize. The column "Water Use" in gallons/day is misleading and will be confused with the state mandated per capita reporting. The basis for your tables is not provided. The numbers you provide for NCS D do not represent our per capita use or rates. The per capita use in Woodlands is highest of those I have seen that report to the county from our area. If you isolate the water use in any of the three County approved golf course communities on the Mesa, I am certain you will find they have the highest per capita water use. Worse, the consumption of water by golf courses is excessive and breaks the 'semi' closed loop supply we enjoy on this sand dune called the mesa.
- Nipomo area wastewater; NCS D provides WW collection and treatment to a PORTION of the area within the URL, the rest of the folks are on septics (about 1,000 of our connections/ 3,000 customers, and most of GSWC customers are on septic). Our Southland plant is being UPGRADED, not expanded. The upgrade will significantly improve effluent quality. The upgrade takes us from primary ponds, to secondary activated sludge. Tertiary is possible future – but what isn't possible in future (consider dropping tertiary statement). NCS D is participating in basin-wide S&N planning via NMMA on other avenues. Expansion plans for southland are triggered when we reach 75% of capacity (we do have them). County development approval will be required to trigger any increase in flow.
- NMWCA Water Supply section; NCS D accounts for ~25% of the GW production across the NMWCA (leave references to sewer/septic out of this section, confusion enough). We do NOT serve ~25% of the Mesa (by area or any other measure).
- GW Adjudication Section; we had a vote on a funding approach for an intertie line last year that failed. Please correct your language that states property owners voted down the project – this is very damaging misstatement of the facts. The NMMA TG report clearly points out concerns for nitrate trends/issues (page 43 of current report). Nitrate levels continue to elevate and are likely related to AG, Urban, and golf course sources (all sources approved by County Planning in past). I believe RWC and GSWC have wells that exceed drinking water

standards for nitrate and are forced to blend water from these wells with others. County health department can attest to other 'small' water providers that have similar or more pressing issues. – significant issues do exist!

- Water Provider section of NMWCA section includes reference to more than one 'small' provider that is NOT located on NMMA. It is pointed out numerous places that there is no reporting or oversight of the 'smalls' and/or private water companies – yet no statement is made to what County, who approved all these entities, intends to do in this regard.
- NCS D's conservation efforts are the only reported on. Are there no others? How have others reduced pumping in since 2005 if at all?
- Issues and Recommendation section; the County may not be able to 'regulate' gw pumping, but the County sure has control over issues that impact pumping as the report clearly points out. The county approved the 90+ holes of golf courses which represent the single most consumptive use of groundwater across the mesa.
- The District's conservation program remains active and successful as evidenced by data reported in earlier sections (23% reduction) – please correct this wording and consider inserting the lack of other programs across the mesa as a priority issue. It may be more prudent for County to collect and administer the \$750 per toilet fee, at least outside NCS D since we have no authority to force compliance and coordination with County has been very difficult.
- Supplemental Water Fee; To our knowledge, County has never defined or collected the fee. The District has expended \$4M in its efforts to develop supplemental water to benefit the entire NMWCA – all of which has been paid for by fees collected on new County approved development within our services boundary since 2005. Project FUNDING by tax assessment was not supported by property owners.
- Nipomo Mesa WW Treatment section; under facilities, move the last sentence of paragraph two to end of paragraph one. Move the last sentence of paragraph one to after paragraph two – close enough.

I hope these comments aid County Planning and WRAC in further review and update of this draft RMS. Please keep the District informed on subsequent drafts and schedule for Board of Supervisor consideration.

I would appreciate your acknowledgement of receiving these comments.

Respectfully,

Michael S. LeBrun, P.E.
General Manager

Nipomo Community Services District
148 South Wilson Street
Nipomo, CA 93444-0326
(805) 929-1133
(805) 929-1932 fax
mlebrun@ncsd.ca.gov

CONFIDENTIALITY NOTICE: This email and any documents, files or previous email messages attached to it may contain information that is confidential or legally privileged and is for the sole use of the intended recipient(s). If you are not the intended recipient, do not read, print, or save this email. Any unauthorized review, use, disclosure or

JANUARY 9, 2013

ITEM F

ATTACHMENT D



NIPOMO COMMUNITY SERVICES DISTRICT

Providing the community with reliable, quality, cost-effective services now and in the future.

HAPPY NEW YEAR!

New Board of Directors

On December 12, 2012, the District's Board of Directors held their regular meeting and General Manager, Michael S. LeBrun swore in the District's new Directors, Bob Blair and Craig Armstrong. Under separate action, the Board elected officers for 2013.

Current Board of Directors:

Jim Harrison, President

Larry Vierheilig, Vice President

Dan Gaddis

Bob Blair

Craig Armstrong



Nipomo Community Services District Board Room



Nipomo Community Services District Office

To sign up for Board agendas, please email info@ncsd.ca.gov or sign up online under Quick Links.

To view Board of Director's schedule, agendas, and minutes, please visit our website at www.ncsd.ca.gov.





NIPOMO COMMUNITY SERVICES DISTRICT

Providing the community with reliable, quality, cost-effective services now and in the future.



*Construction of Southland
Wastewater Treatment Facility*

Wastewater Facility Upgrade Project Progressing on Schedule

On July 27, 2012, the District broke ground on its largest and most significant project in its nearly 50-year history, the **Southland Wastewater Treatment Facility Upgrade**. The 13-Million dollar project is scheduled to take 18 months to complete. The upgrade will help Nipomo Community Services District meet increasingly strict State mandates and benefit our environment and community by implementing new technology that will greatly improve the quality of plant discharge. The 'big pile of sand' visible from Highway 101 south of town is evidence of the ongoing project.

Water Supply Update

2013 marks the twenty-year anniversary of Nipomo passing on the opportunity to participate in the Coastal Branch of the State Water Project. Today, all water users across the Mesa continue to rely entirely on groundwater – from the Refinery operations, to the Greenhouses and other agricultural users, the 75-holes of golf, community parks, schools and 30,000 residents – ALL rely 100% on groundwater. Long-term trends pose two significant problems, the demand for water continues to increase while the quantity of groundwater available remains fixed. Therefore, the health and reliability of our groundwater supply is in decline. Unless we take action to address the increasing problem, our next multi-year drought may result in significant and prolonged water rationing throughout the area.



Nipomo Water Tower

The District continues efforts to; 1. Increase water conservation and water resource awareness; 2. Encourage County development approvals to consider the seriousness of the situation; and 3. Establish a supplemental source of water. A Board appointed Citizen's committee – made up of seven area residents who are volunteering their time – is working diligently to evaluate options for acquiring and delivering a supplemental source of water to the area. The Committee is meeting regularly (**public welcome!**) and is scheduled to report its findings to the Board of Directors by the end of February 2013.

SAVE WATER, SAVE MONEY!

For many customers the difference between summer water bills and winter water bills can be hundreds of dollars. Almost half the water use of a typical residential customer goes to landscape irrigation. Most landscapes are overwatered. For instance, in winter months most grasses and shrubs need little or no irrigation other than the natural rainfall. Closely monitoring your landscape irrigation can save hundreds of dollars every year. The District has many tips on how to check for leaks and address common irrigation issues. Learn more by calling 929-1133 or visiting www.ncsd.ca.gov. However; if tinkering with valves and automatic sprinkler controllers are not for you, consider having a local landscape contractor review your irrigation system once or twice yearly. In many cases the service call charge will be more than covered by the cost savings of more efficient irrigation.



Convenient Bill Payment Options:

For customer convenience, Nipomo Community Services District continues to offer an online bill paying service. This service accepts Visa, Master Card, Discover, and American Express, as well as debit cards and e-checks. Learn more at www.ncsd.ca.gov



148 South Wilson
P.O. Box 326
Nipomo, CA 93444

Phone: 805-929-1133
Fax: 805-929-1932
E-mail: info@ncsd.ca.gov
www.ncsd.ca.gov

JANUARY 9, 2013

ITEM F

ATTACHMENT E



FOR IMMEDIATE RELEASE

Contact: Michael S. LeBrun, General Manager
Nipomo Community Services District
148 S. Wilson St., Nipomo, CA 93444
Phone: (805) 929-1133 – Email: mlebrun@ncsd.ca.gov

Nipomo Community Services District Hires New Public Information Assistant

On December 11, 2012 the Nipomo CSD introduced Jessica Matson as their new Public Information Assistant. Jessica Matson comes to Nipomo CSD with a background in marketing and community outreach with various non-profit and public sector organizations.

The Public Information Assistant is responsible for providing community outreach and communications in order to keep District customers informed regarding their water and waste water services. With the newly created Public Information Assistant position now filled, the Nipomo community can look forward to a few new informational items in the near future including a quarterly District-wide newsletter in 2013, an improved District website, and more.

Public feedback is always welcomed and valued. Jessica can be reached at 929-1133 or jmatson@ncsd.ca.gov.

For more information, please contact the Nipomo Community Services District at 929-1133 or visit www.ncsd.ca.gov.

Established in 1965 to meet the health and sanitation needs of the local community, Nipomo Community Services is pleased to provide a wide variety of services throughout its district including the provision of water, sewer, and waste management services as well as lighting and drainage in limited areas. The mission of Nipomo Community Services District is to provide its customers with reliable, quality, and cost-effective services now and in the future.

###



FOR IMMEDIATE RELEASE

Contact: Michael S. LeBrun, General Manager
Nipomo Community Services District
148 S. Wilson St., Nipomo, CA 93444
Phone: (805) 929-1133 – Email: mlebrun@ncsd.ca.gov

Trash Rates for Residential Customers May Increase in 2013

On December 12, 2012 the Nipomo CSD Board voted 3-2 to begin the process of raising trash rates. In the past, the District has deferred rate increases by using solid waste reserve funds. The proposed increase would help offset higher fuel costs, landfill rates and other administrative costs.

If approved, residents will see an increase starting March 1st. The rate increase would be modest. Residents who currently pay \$15 for a 32-gallon garbage wheeler will see their rate increase to \$16.74 per month. Likewise, residents who currently pay \$28.16 for a 96-gallon wheeler would see their rate increase to \$31.43 per month.

The District will be mailing notices to residential customers next week regarding the proposed rate increase. Residents will have 45 days to protest the rate increase by sending a written statement to the District office at P.O. Box 326, Nipomo, CA 93444. Written statements can also be hand delivered to the District office located at 148 S. Wilson St. up until the time of the public hearing scheduled for February 13th at 9am.

For more information, please contact the Nipomo Community Services District at 929-1133 or visit www.ncsd.ca.gov.

###

Established in 1965 to meet the health and sanitation needs of the local community, Nipomo Community Services is pleased to provide a wide variety of services throughout its district including the provision of water, sewer, and waste management services as well as lighting and drainage in limited areas. The mission of Nipomo Community Services District is to provide its customers with reliable, quality, and cost-effective services now and in the future.



FOR IMMEDIATE RELEASE

Contact: Michael S. LeBrun, General Manager
Nipomo Community Services District
148 S. Wilson St., Nipomo, CA 93444
Phone: (805) 929-1133 – Email: mlebrun@ncsd.ca.gov

District's Board Swear in New Directors

December 12, 2012 – The District's Board of Directors held their regular meeting on Wednesday at 9 am.

New Directors Bob Blair and Craig Armstrong were sworn in by the District's General Manager, Michael LeBrun.



The Board also elected Jim Harrison to serve as Board President for the 4th consecutive year along with Larry Vierheilg to serve as Vice President for the 4th consecutive year.

The next Board meeting is scheduled for Wednesday, January 9th at 9 am.

For more information or to view official minutes, please contact the Nipomo Community Services District at 929-1133 or visit www.ncsd.ca.gov.

Established in 1965 to meet the health and sanitation needs of the local community, Nipomo Community Services is pleased to provide a wide variety of services throughout its district including the provision of water, sewer, and waste management services as well as lighting and drainage in limited areas. The mission of Nipomo Community Services District is to provide its customers with reliable, quality, and cost-effective services now and in the future.

###



FOR IMMEDIATE RELEASE

Contact: Michael S. LeBrun, General Manager
Nipomo Community Services District
148 S. Wilson St., Nipomo, CA 93444
Phone: (805) 929-1133 – Email: mlebrun@ncsd.ca.gov

District's Board Supports Cypress Ridge Residential Development

December 12, 2012 – The District's Board of Directors held their regular meeting on Wednesday at 9 am.

When considering Cypress Ridge's application for a Conditional Use permit and allow increased residential development within the Nipomo mesa groundwater conservation area, the Board supported the application and directed staff to continue following through with the County's process.

The Board supports the project as long as the project remains compliant with County Ordinance 3090 and 3160 (water resource ordinances that prohibits new development from increasing non-agriculture related water demand).

The next Board meeting is scheduled for Wednesday, January 9th at 9am.

For more information or to view official minutes, please contact the Nipomo Community Services District at 929-1133 or visit www.ncsd.ca.gov.

Established in 1965 to meet the health and sanitation needs of the local community, Nipomo Community Services is pleased to provide a wide variety of services throughout its district including the provision of water, sewer, and waste management services as well as lighting and drainage in limited areas. The mission of Nipomo Community Services District is to provide its customers with reliable, quality, and cost-effective services now and in the future.

###



FOR IMMEDIATE RELEASE

Contact: Michael S. LeBrun, General Manager
Nipomo Community Services District
148 S. Wilson St., Nipomo, CA 93444
Phone: (805) 929-1133 – Email: mlebrun@ncsd.ca.gov

Committee Evaluates Supplemental Water Options for the District

On December 19, 2012, the District's Supplemental Water Alternatives Evaluation Committee met. The 7-member citizens' committee is evaluating options for acquiring and delivering supplemental water to the District and its customer by June 2015. In the face of every growing concerns over the area's groundwater supplies, which the District and others on the Nipomo mesa rely on exclusively for potable supply, Nipomo CSD seeks to diversify supply and bolster long-term reliability. The Evaluation Committee was formed last spring following the failed tax measure to fund an intertie pipeline for delivery of supplemental water from the City of Santa Maria. The Committee is scheduled to complete its work and report to the District Board of Directors in February 2013.

Committee Members: Dan Garson, Dennis Graue, Kathie Matsuyama, Robert Miller, Dave Watson, Sam Saltoun, Dan Woodson

Next Committee Meeting: Monday, January 14, 2013, 1PM, District Board Room 148 South Wilson, Nipomo

For more information or to view the minutes, please contact the Nipomo Community Services District at 929-1133 or visit www.ncsd.ca.gov.

###

Established in 1965 to meet the health and sanitation needs of the local community, Nipomo Community Services is pleased to provide a wide variety of services throughout its district including the provision of water, sewer, and waste management services as well as lighting and drainage in limited areas. The mission of Nipomo Community Services District is to provide its customers with reliable, quality, and cost-effective services now and in the future.

JANUARY 9, 2013

ITEM F

ATTACHMENT F

SLOCountyWater.org

San Luis Obispo County Water Resources
Division of Public Works

Home > Water Resources > Data > Precipitation > Active > Real Time > Nipomo South >

[Flood Control](#) [Major Projects](#) [Water Quality Lab](#) [Water Resources](#)

Site Information

Nipomo South (Sensor 730)

Located

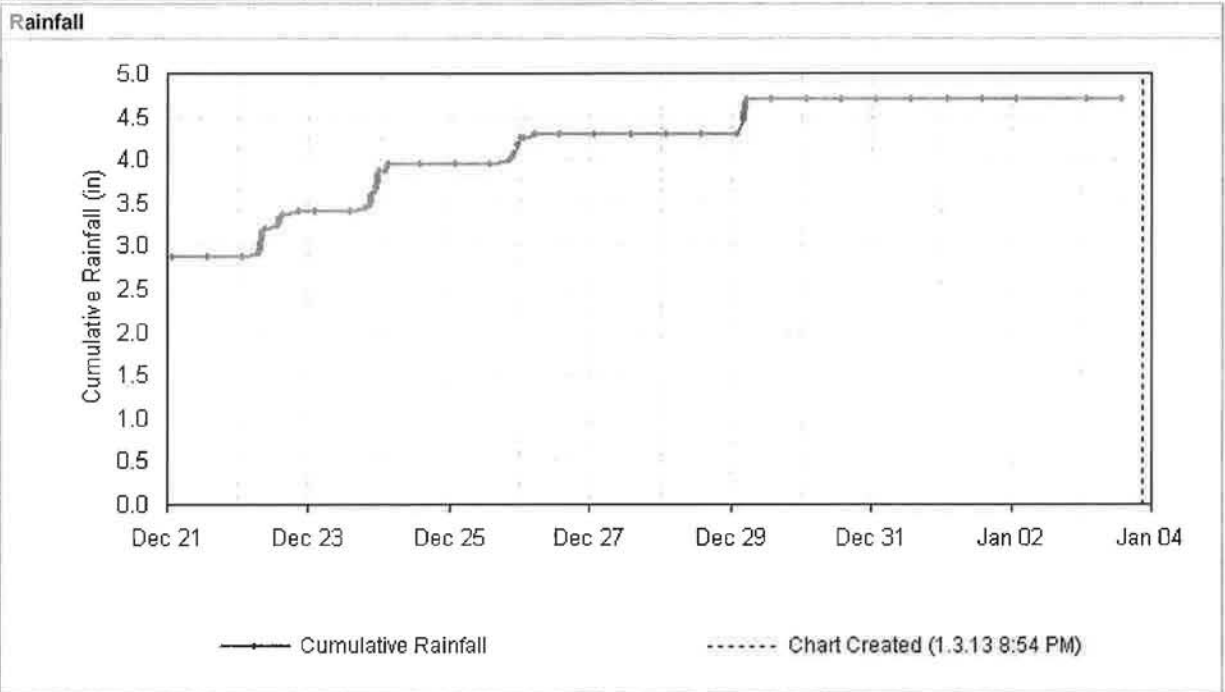

- Nipomo Community Service District (NCSD) equipment yard, Nipomo, CA.

Established

- July 1992

Annual Average Rainfall

- 16 inches



Real-Time Rainfall Data

DIADvisor™ Web Reports

Nipomo South Precipitation (Sensor 730)

Period: 12/20/2012 8:50:05 PM to 1/3/2013 8:50:05 PM

Date/Time	In for Report	Accum Inch	Pd Accumulated Rain
01/03/13 01:52:59 PM	0.000	4.685	1.811
01/03/13 01:52:57 AM	0.000	4.685	1.811
01/02/13 01:52:55 AM	0.000	4.685	1.811
01/01/13 01:52:55 PM	0.000	4.685	1.811
01/01/13 01:52:53 AM	0.000	4.685	1.811
12/31/12 01:52:52 PM	0.000	4.685	1.811
12/31/12 01:52:51 AM	0.000	4.685	1.811
12/30/12 01:52:50 PM	0.000	4.685	1.811
12/30/12 01:52:49 AM	0.000	4.685	1.811
12/29/12 01:52:47 PM	0.000	4.685	1.811
12/29/12 05:45:17 AM	0.039	4.685	1.811
12/29/12 05:10:07 AM	0.039	4.646	1.772
12/29/12 05:02:41 AM	0.039	4.606	1.732
12/29/12 04:50:24 AM	0.039	4.567	1.693
12/29/12 04:37:59 AM	0.039	4.528	1.654
12/29/12 04:24:18 AM	0.039	4.488	1.614
12/20/12 04:15:51 AM	0.157	4.440	1.575

Date/Time: Specifies the date and time the County Computer detected a transmission from the sensor.

In For Report: Specifies the incremental rainfall (in inches) reported between successive data transmissions.

Accum Inch: Specifies the accumulated rainfall (in inches) reported since July 1st.


Pd Accumulated Rain: Specifies the accumulated rainfall (in inches) reported in the last fourteen (14) days.

Interval Rain: Specifies the accumulated rainfall (in inches) reported in the last ten (10) minutes.

Hour Rain: Specifies the accumulated rainfall (in inches) reported in the last one (1) hour, three (3) hours, six (6) hours, etc.

© 2008 San Luis Obispo County
E-mail the Webmaster

Many of these pages require Adobe Acrobat Reader to view their contents. If you do not already have this software, please download the latest version for free!



SLOCountyWater.org
 San Luis Obispo County Water Resources
 Division of Public Works

Home > Water Resources > Data > Precipitation > Active > Real Time > Nipomo East >

[Flood Control Major Projects](#)
[Water Quality Lab](#)
[Water Resources](#)

Site Information

**Nipomo East
(Sensor 728)**

Located

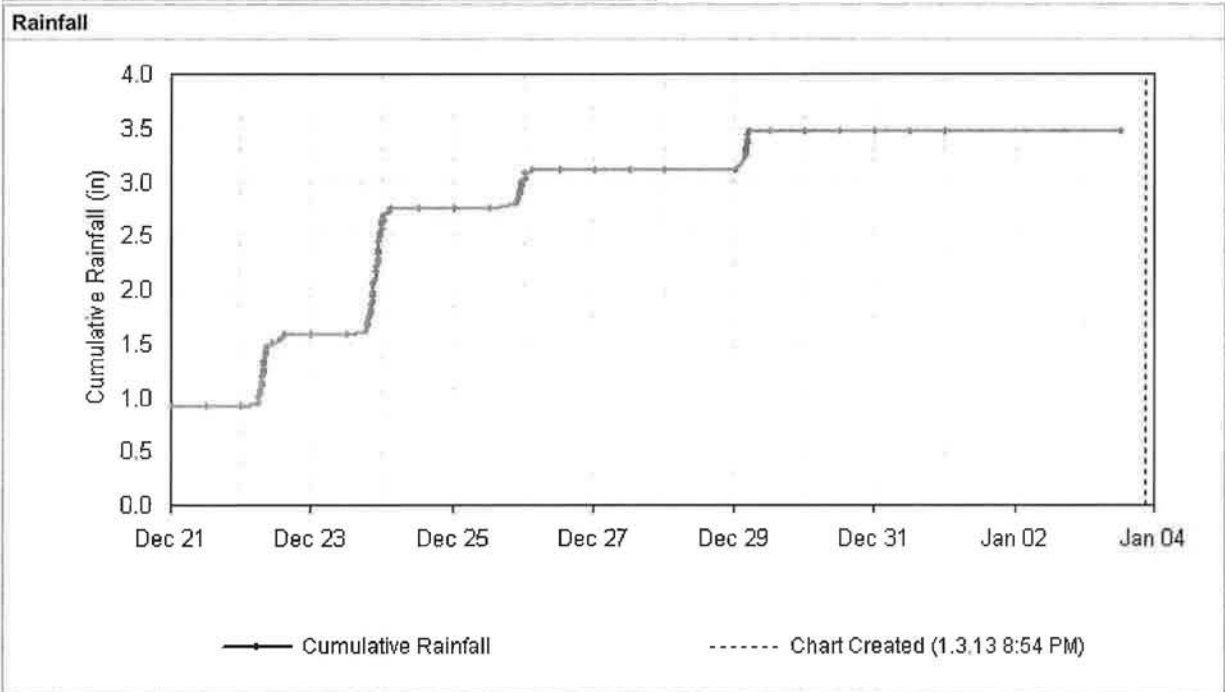

- Nipomo Community Service District (NCSD) water tanks, Nipomo, CA.

Established

- November 18, 1999

Annual Average Rainfall

- 18 inches



Real-Time Rainfall Data

DIADvisor™ Web Reports

Nipomo East Precipitation (Sensor 728)

Period: 12/20/2012 8:50:05 PM to 1/3/2013 8:50:05 PM

Date/Time	In for Report	Accum Inch	Pd Accumulated Rain
01/03/13 12:32:19 PM	0.000	3.465	2.559
01/01/13 12:32:14 AM	0.000	3.465	2.559
12/31/12 12:32:13 PM	0.000	3.465	2.559
12/31/12 12:32:12 AM	0.000	3.465	2.559
12/30/12 12:32:12 PM	0.000	3.465	2.559
12/30/12 12:32:10 AM	0.000	3.465	2.559
12/29/12 12:32:09 PM	0.000	3.465	2.559
12/29/12 05:15:10 AM	0.039	3.465	2.559
12/29/12 05:05:28 AM	0.039	3.425	2.520
12/29/12 04:53:37 AM	0.039	3.386	2.480
12/29/12 04:39:58 AM	0.039	3.346	2.441
12/29/12 04:30:05 AM	0.039	3.307	2.402
12/29/12 04:23:03 AM	0.039	3.268	2.362
12/29/12 04:16:03 AM	0.118	3.228	2.323
12/29/12 12:32:08 AM	0.000	3.110	2.205
12/28/12 12:32:07 AM	0.000	3.110	2.205
12/27/12 12:32:05 PM	0.000	3.110	2.205

Date/Time: Specifies the date and time the County Computer detected a transmission from the sensor.

In For Report: Specifies the incremental rainfall (in inches) reported between successive data transmissions.

Accum Inch: Specifies the accumulated rainfall (in inches) reported since July 1st.


Pd Accumulated Rain: Specifies the accumulated rainfall (in inches) reported in the last fourteen (14) days.

Interval Rain: Specifies the accumulated rainfall (in inches) reported in the last ten (10) minutes.

Hour Rain: Specifies the accumulated rainfall (in inches) reported in the last one (1) hour, three (3) hours, six (6) hours, etc.

© 2008 San Luis Obispo County
E-mail the Webmaster

Many of these pages require Adobe Acrobat Reader to view their contents. If you do not already have this software, please download the latest version for free!



JANUARY 9, 2013

ITEM F

ATTACHMENT G

Soquel Creek Water District Appoints New Board Member at Critical Time

Richard Meyer replaces Daniel Kriege, who served the board for 39 years.

- [By Patch Staff](#)
- [Email the author](#)
- December 14, 2012

On Tuesday, Soquel Creek Water District's board of directors appointed a new member: Richard Meyer.

Meyer took the place of Daniel Kriege, who resigned after 39 years of service.

An Aptos resident, Meyer applied for the position out of his concern for water supply and climate change. He spent 25 years working in management in Silicon Valley high-tech companies, and in 2008 launched a consulting business helping clients reduce their carbon footprints.

He joins the District at a critical time, according to board members in a press release. The District currently relies on underground aquifers to provide water to its customers. Yet the aquifers are in a state of overdraft, with water pumped out faster than it is replenished.

The amount of water being pumped from the aquifers needs to be reduced 35 percent for 20 years to allow water levels to recover and prevent seawater intrusion from contaminating the water supply, they said.

The District is seeking solutions through the development of a supplemental water supply including evaluation of a proposed desalination facility in partnership with the City of Santa Cruz, water exchanges, increased conservation and possible future water restrictions, said board members.

The Soquel Creek Water District is a nonprofit, local government agency providing water to Capitola, Aptos, La Selva Beach, Opal Cliffs, Rio Del Mar, Seascape and Soquel.