

TO: BOARD OF DIRECTORS  
FROM: MICHAEL S. LEBRUN *M&L*  
GENERAL MANAGER  
DATE: AUGUST 8, 2014

**AGENDA ITEM  
F  
AUGUST 18, 2014**

**GENERAL MANAGER'S REPORT**

**ITEM**

Standing report to your Honorable Board -- *Period covered by this report is July 19, 2014 through August 8, 2014.*

**DISTRICT BUSINESS**

**Administrative**

- The District's water supply is in trouble and the drought is making conditions worse. Demand for water in our area has increased steadily since the 1970's. All water needs across the Nipomo Mesa continue to be met by groundwater pumping – no other supply exists.
- Nipomo area groundwater is in a potentially severe water shortage condition as defined by the court appointed group that monitors basin health. The District remains in Stage II (2) conditions in accordance with our recently adopted Water Shortage Response and Management Plan
- A renewed conservation outreach message "Reduce Your Use" is underway. A 30% reduction in District groundwater pumping is the goal. Achieving this goal will help avoid the need for more severe cutbacks in the future.
- In July 2014 the District pumped 245 acre feet of water which equates to about 80 million gallons or about 2.6 million gallons of groundwater pumped each day. July and August are typically the District's biggest production months. July 2014 pumping is **15.7% lower** than the average for July 2009-2013 (291.2 AF).
- The District uses escalating block water pricing to encourage water conservation. Water in the highest block cost 300% more than in the lowest. By design, escalating prices *reward* conservation and *penalize* water waste.
- Drought rates and/or water use restrictions may be necessary to further encourage water conservation if drought continues. Drought rates (premiums on top of existing rates) would impact all water rates and significantly increase the cost of water in top pricing blocks.
- Construction of the District's supplemental water pipeline is progressing on schedule, with initial water deliveries expected by July 2015.
- San Luis Obispo County maintains two rain gauges in the area. One is located at the District's Southland Wastewater Plant (Nipomo South) and one at the District's Tefft Street water storage site (Nipomo East). The seasonal rain total for Nipomo South is 4.6-inches, which is just 29% of average for the gauge. The seasonal total for Nipomo East is 5.8-inches, which is 32% of average for this gauge. This is the second year of well below normal rainfall, or drought.
- The District is actively recruiting to fill five vacancies. Ms. Jessica Matson has accepted an offer of full-time employment with the District as a Public Information Director/Board Clerk and begins her new role on August 18, 2014. An employment offer has been accepted for the Secretary vacancy and background checks are pending.

- Three seats on the Board of Directors are up for election in the fall general election to be held on November 4, 2014. The election Notice has been circulated by the County and posted as required by the District (Attached). The nomination period will run July 14 – August 8, and may be extended to August 13 should an incumbent not file a declaration of candidacy.

**Public Outreach**

The following Public Outreach Program materials are provided:

- A summary of outreach and education activities
- Recent press releases and press release log
- District related news articles

**Safety Program**

- No injuries, accidents or incidents.

**Customer Service Contact**

During July 2014, three hundred and eight six (386) customers came to the District office with service inquiries. This compares to 521 walk-ins in June 2014. Office administrative staff received an additional 299 phone call service inquires during July 2014.

Ninety percent (90%) of the walk-in inquires and eighty percent (80%) of phone calls were regarding billing. 5% of call in customers and 1% of walk-in customers inquired about water conservation.

**Connection Report**

Nipomo Community Services District  
Water and Sewer Connections

**END OF MONTH CONNECTION REPORT 2014**

	DEC-13	JAN-14	FEB-14	MAR-14	APR-14	MAY-14	JUN-14	JUL-14
Water Connections (Total)	4312	4313	4313	4314	4315	4315	4315	4319
Sewer Connections (Total)	3104	3104	3104	3105	3107	3108	3108	3111
Meters turned off (Non-payment)	37	11	19	6	28	13	38	15
Meters off (Vacant)	32	44	46	49	46	47	49	46
Sewer Connections off (Vacant)	11	12	14	16	16	17	18	16
New Water Connections	2	1	0	1	1	0	0	4
New Sewer Connection	2	0	0	1	2	1	0	3
Galaxy & PSHH at Orchard and Division Sewer Connections billed to the County	463	463	463	463	463	464	464	464

**Fire Hydrant Metered Use**

The District provides limited water sales via metered fire hydrant for construction and other in District requests and local county projects. Project specific hydrant meters are set upon request and a hydrant located adjacent to the District office is outfitted with a meter for common use.

During July 2014, three project specific hydrants were in service and metered a combined three (3) units of water use (300 cubic feet or 2,250 gallons). Additionally, three (3) units of water were utilized at the common hydrant meter for County projects, including street sweeping, and one private hauler.

**Other Items and News of Interest (Attachments to this Report)**

- San Luis Obispo County Board of Supervisors August 12, 2014 Agenda
- San Luis Obispo County BOS August 12 Meeting, Agenda Item 32 - drought update with attachments
- State Water Resources Control Board Mandatory Water Conservation Fact Sheet
- General Rate Increase Filing, Golden State Water Company, Santa Maria Service Area

**Meetings**

*Meetings Attended (telephonically or in person):*

- July 21, Verizon Wireless on cell site
- July 22, Director of Engineering and Operations
- July 23, Regular Board Meeting
- July 25, Rate Study Consultant
- July 25, County chapter of CA Special Districts Association
- July 30, Rate Study and Outreach Coordination
- July 30, SWRCB Conference Call on Emergency Water Regulations
- July 31, Management Coordination
- July 31, Secretary Interviews
- August 1, Maintenance Worker Examination
- August 1, Outreach Coordination
- August 4, Board Officers
- August 5, Public Information Assistant
- August 6, SLO County WRAC
- August 8, General Manager Oceano CSD

*Meetings Scheduled:*

- August 12, SLO County Board of Supervisors
- August 12, DWR Statewide Flood Master Plan
- August 13, Regular Board Meeting
- August 14, Quarterly All Staff Safety Meeting
- August 14 and 21, Management Coordination
- August 15, Board Officers

**RECOMMENDATION**

Staff seeks direction and input from your Honorable Board

**ATTACHMENTS**

- A. District Outreach Materials
- B. August 12, 2014 SLO CO Supervisors Agenda
- C. San Luis Obispo County BOS August 12 Meeting, Agenda Item 32
- D. SWRCB Mandatory Water Conservation Fact Sheet
- E. General Rate Increase Filing, Golden State Water Company, Santa Maria Service Area

AUGUST 13, 2014

ITEM F

ATTACHMENT A

**NCSO Outreach Summary  
August 2014**

<b>Date Started</b>	<b>Outreach</b>	<b>Description</b>	<b>Status</b>	<b>Date Completed</b>
2/28/2014	Brochure	Creation of "Detecting Leaks" insert for "Water Meter" brochure	In Progress	
3/17/2014	Website Upgrade	Content archiving	In Progress	
5/5/2014	FAQs	Compilation of FAQs regarding water shortage and rates	In Progress	
6/3/2014	Social Media	Creation of District social media accounts for information distribution	In Progress	
6/5/2014	Emergency Information	Pre-written emergency communications for local news, website, online outlets	In Progress	
6/12/2014	Social Media	Creation/review of District social media policy	In Progress	
7/8/2014	Truck Wrapping	Wrapping trucks with conservation messaging	In Proposal	
7/8/2014	District Newsletter	2014 3rd quarter newsletter for August distribution	In Review	
7/10/2014	Emergency Communication Plan	Development of District's Emergency Communications Plan	In Progress	
7/1/2014	Banners	Conservation banners for conservation outreach	Complete	<b>7/18/2014</b>
7/18/2014	Chamber Email Blast	Conservation Tip for Chamber of Commerce weekly email update	Complete	<b>7/21/2014</b>
7/14/2014	Manager's Column	Article 18 for Manager's Column in Adobe Press, pub date 7/25	Complete	<b>7/21/2014</b>
7/18/2014	Ad	Conservation 1/4 page ad in 7/25 Adobe	Complete	<b>7/22/2014</b>
7/1/2014	Bill Insert	Creation of bill insert for Aug/Sept bills with conservation message and tips	Complete	<b>7/25/2014</b>
7/18/2014	Website Updates	Conservation page update; posting of Election Notice; job posting updates	Complete; Ongoing	<b>7/25/2014</b>
7/22/2014	Conservation Banners	Placement of conservation banners at District Office, Southland facility, Mary & Juniper	Complete	<b>7/25/2014</b>

**NCSO Outreach Summary  
August 2014**

<b>Date Started</b>	<b>Outreach</b>	<b>Description</b>	<b>Status</b>	<b>Date Completed</b>
7/25/2014	Chamber Email Blast	Conservation Tip for Chamber of Commerce weekly email update	Complete	7/28/2014
7/31/2014	Chamber Newsletter	Conservation ad for Chamber of Commerce August newsletter	Complete	7/31/2014
7/31/2014	Town Hall Meeting	Coordination of contract for Sept 4th Town Hall Meeting at Blacklake	Complete	8/4/2014
8/1/2014	Chamber Email Blast	Conservation Tip for Chamber of Commerce weekly email update	Complete	8/4/2014
7/31/2014	Ad	Conservation 1/4 page ad in 8/8 Adobe	Complete	8/5/2014
8/6/2014	Bill Insert	Creation of bill insert for Aug/Sept bills with July pumping/conservation data	Complete	8/6/2014
8/7/2014	Conservation Education	Meeting with Science Discovery regarding upcoming 2014-2015 conservation education in local schools	Complete	8/7/2014
8/8/2014	Ad	Conservation 1/4 page ad in 8/15 Adobe	In Progress	

Cynthia Schur — President and Publisher  
 Emily Slater — Managing Editor  
 John Lankford — Editorial Writer

A LEE ENTERPRISES NEWSPAPER

## POINT OF VIEW

# Locals urged to conserve

The mission of the Nipomo Community Services District is to provide its customers with reliable, quality and cost-effective services now and in the future.

There's a lot of news out there regarding what different water agencies are doing to conserve water, especially after the State of California Water Resources Control Board approved emergency conservation regulation July 15.

Though the district has not mandated customers to reduce use at this time, the board of directors is urging all customers to voluntarily reduce their water use with the goal of achieving a 30-percent reduction in district groundwater pumping. The district is actively educating customers regarding water conservation and has put together a water shortage response plan as well as a "Reduce Your Use" conservation campaign. Over the next several months, you will see more conservation messages throughout Nipomo.

A media release from the state reports, "With this regulation, all Californians will be expected to stop: washing down driveways and sidewalks; watering of outdoor landscapes that cause excess runoff; using a hose to wash a motor vehicle, unless the hose is fitted with a shut-off nozzle, and using potable water in a fountain or decorative water feature, unless the water is recirculated. The regulation makes an exception for health and safety circumstances."

The district's website has more information on this state regulation. The largest water consumption is outside, where landscaping is excessively being watered. You can see some significant water savings if you cut down your irrigation or turn it off all together as we get through this period of drought.

This past June, the district pumped nearly 74 million gallons of groundwater to meet customer demand. This is a 13.6-percent improvement (reduction) compared to the five-year average for June.

Many water districts are seeing increased demand for water due to drought conditions — so we are doing good work overall on conservation, but work still needs to be done in order to reach 30-percent reduction. Let's keep up the good work.


Thank you to those who have already been reducing use. If we all do our part, we can prevent damage to our aquifer during this extended drought and stay in compliance with state regulation.

The district's website provides helpful tips on how to reduce use both inside and outside. Visit us at [www.ncsd.ca.gov](http://www.ncsd.ca.gov). As always, if you have any questions, concerns or feedback, we want to hear from you. Feel free to contact us at [info@ncsd.ca.gov](mailto:info@ncsd.ca.gov).

Michael LeBrun is the general manager of the Nipomo Community Services District. He can be reached by calling 929-1133 or by email at [info@ncsd.ca.gov](mailto:info@ncsd.ca.gov).



Inside NCS D  
 Michael LeBrun



## LETTERS TO THE EDITOR

### Criticizing the president

Our president will not take a stand on anything. He continues to fund-raise for the Democratic Party and smile for the cameras.

He is asking for more money to fund the illegal children crossing our borders, instead of securing our border. He does not care one bit that these children are spreading disease and involvement in gangs. All he can see is they will bring in their families, so the Democratic Party will get more votes.

That is only one of the issues he does not want to get involved in.

I do not understand why anyone in their right mind can still defend him.

Judith L. Wiltse  
 NIPOMO

### RUBES

By Leigh Rubin



### Cleaning up at the beach

I just read a short letter to the editor, one writer chastising another on trash pickup at Pismo Beach.

Two concerned Californians were debating on whose trash and the fallout of having to pick up one's own trash, and the consequences of lost financial revenue to coastal businesses.

There are no other beaches anywhere in California that allow motor vehicles on its beaches, with acreage for off-roading. Oceano Dunes is, has always been and will continue to be one of a kind. It is not a matter of where one is from but a matter of respect and cleanliness to our beach.

Cleaning up after yourselves or picking up one's trash prior to picking up stakes to leave assures this beach will be clean of glass, cans, nails and any other debris that threatens not only humans but wildlife on this beautiful coast.

So, please people, let's not make it a geographical issue but rather an issue of responsibility to all life that partakes in the beauty of our coast.

Al DeLeon  
 SAND OUTLAWS RACING  
 GUADALUPE

### Public health needs funds

The practice of preventing disease and promoting health effectively targets environmental factors and health behaviors that contribute to chronic conditions.

As a public-health professional, I know even a small reduction in the prevalence of chronic disease lead to a positive return on investment within a short time.

Alzheimer's is the public-health crisis of our time. It is the sixth leading cause of death, and the only one that doesn't have a cure or

adequate treatment.

Nearly one in every five dollars in Medicare spending is for people with Alzheimer's and other dementias. Smart investments by our federal government have been shown to have a profound impact on the health of our nation. Our government has made significant commitments to combat heart disease, HIV/AIDS and breast cancer, and deaths from these diseases have declined.

Additionally, adequate funding is needed to support a strong public-health system, respond to everyday health threats and unexpected public health emergencies, and ensure that all individuals have access to the health care and preventive services they need. Without adequate funding to address the many public-health challenges we face, the net effect will be more death and disability and higher long-term economic and social costs.

Alzheimer's will be the biggest issue our public health professionals face in the coming years, and the general government must address the challenges the disease poses, then take a bold action to confront this epidemic now.

Donna Beal  
 SANTA MARA

### Injustice for Marine

While we are fighting a senseless war in the Middle East and losing our soldiers daily, we have let a Marine rot in a Mexican jail since March.

After a recent hearing by a Mexican judge, he was put back in jail,

with the next hearing not scheduled until August.

If I had the authority, a Seal Team would get him out today. While this is going on, we are allowing thousands of illegal aliens to cross our southern border.

What is wrong with this picture? What is wrong with our country?

David L. Prater  
 SANTA MARA

### Put children crossing border up for adoption

Regarding children walking into the U.S.:

Let's clean them up and put them up for adoption. Some of their parents might not send them if they knew adoption was going to happen.

There are many couples wanting a family and who go off to China or Russia to adopt. Let us receive and love them. Love is reflected in love. If they walked all the way from South America or nearby Mexico, they really need a chance at a decent, happy lifestyle.

We need all kinds of people in the U.S. with many different kinds of skills. When they become adults, many will go looking for their relatives to see about their heritage, as most adoptees do. Some will go back to their own countries.

Then they can decide to live a better way or not. Therefore, I am for one wanting us to have better manners than to send sick and lonely children to war-torn countries.

Beth Davison  
 BURLINGTON

**SOFTBALL**

FROM B1

why. She hit .394 and drove in 38 runs. She racked up eight doubles, five triples and five home runs.

Her slugging percentage was .777. Her OPS (on-base plus slugging) was 1.168. Timmons helped lead Rightetti to a repeat PAC 7 League championship and a spot in the CIF Southern Section Division 3 semifinals in 2014 after helping the Warriors win the Division 3 title in 2013.

Rightetti coach Scott Nickason is the LCCN All-Area Softball Coach of the Year for the second straight year. Juradora Sydney Townes and Madison McNamee helped lead Cabellito to the Los Padres League championship. They are the LCCN All-Area Most Valuable Offensive Player and Pitcher of the Year respectively.

Three South County players made the cut, one from Nipomo and two from Arroyo Grande. Destiny Fryckman,

a 2014 graduate at Nipomo, is on the Second Team, joined by Arroyo Grande's Stephanie Oliver and Mariah Solis. Fryckman batted .315 on the season with 20 runs scored and 10 RBIs. During her four-year varsity career, Fryckman drove in 29 runs, scored 52 more while racking up 99 hits, with eight doubles, five triples and a home run. Fryckman helped the Titans capture a Los Padres League softball title as well.

Oliver had a stellar freshman season for the Eagles while Solis ended her prep career with a solid season, batting .393 with 22 hits in 56 at-bats. Solis led her team in batting average.

Oliver hit .355 with 22 hits as well, she drove in 10 runs and scored 11 on the season while smacking five doubles.

Rightetti junior Stephanie Villalovos is the First Team pitcher. Santa Ynez senior Sara Dominguez is the First Team catcher.

**2014 LCCN ALL-AREA SOFTBALL TEAM**

MVP: Branna Timmons, Sr. Rightetti.

Pitcher of the Year: Madison McKamee, Jr. Cabrillo

Offensive Player of the Year: Sydney Townes, So. Cabrillo

First Team Pitcher: Stephanie Villalovos, Jr. Rightetti.

First Team Catcher: Sara Dominguez, Sr. Santa Ynez.

First Team Infielders: Gladys Esparza, Sr. Rightetti; Myranda Morales, Jr. Pioneer Valley; Malqoy Townsend, Jr. Cabrillo; Alexis Topas, Jr. Santa Maria.

First Team Outfielders: Jacqui Prober, So. Rightetti; Melanie Johnson, Sr. Rightetti; Natalia Zaragoza, Jr. Pioneer Valley.

First Team Utility Player: Izzy Partida, Jr. St. Joseph.

Second Team Pitchers: Katie Barbarick, So. Rightetti; Krista Cano, So. Pioneer Valley.

Second Team Catchers: Mo Hoobery, Sr. Pioneer Valley; Emily Gantt, Sr. St. Joseph.

Second Team Infielders: Mariah Solis, Sr. Arroyo Grande; Mariah Zaragoza, Sr. Rightetti; Taylor Pacheco, Sr. Cabrillo; Rylee Sager, Lompoc; Jenna Grossini, Lompoc; Alexis Barbosa, Lompoc; Karlee Beyers, So. Pioneer Valley.

Second Team Outfielders: Randee Garcia, Sr. Pioneer Valley; Destiny Fryckman, Sr. Nipomo; Samantha Oliver, Fr. Arroyo Grande; Christabel Chavez, Sr. Santa Maria.

Second Team Utility Player: Taanna Silveira, Sr. Rightetti.

Morales; Cabrillo freshman Mallory Townsend; and Santa Maria junior Alexis Topas.

The First Team outfielders are Rightetti sophomore Jacqui Prober

and senior Melanize Johnson, and Pioneer Valley junior Natalia Zaragoza.

The First Team utility player is St. Joseph junior Izzy Partida.

The Second Team

pitchers are Katie Barbarick of Rightetti and Krista Cano of Pioneer Valley. The Second Team catchers are Mo Hoobery of Pioneer Valley and Emily Gantt of St. Joseph.

The Second Team infielders are Mariah Solis of Arroyo Grande; Mariah Zaragoza of Rightetti; Taylor Pacheco of Cabrillo; Rylee Sager, Jenna Grossini and Alexis Barbosa of Lompoc; and Karlee Beyers of Pioneer Valley.

The Second Team outfielders are Randee Garcia of Pioneer Valley; Destiny Fryckman of Nipomo; Samantha Oliver of Arroyo Grande; and Christabel Chavez of Santa Maria. The Second team utility player is Taanna Silveira of Rightetti.

As for Timmons, "She hit in the number three hole for us," said Nickason.

"She has five tools. She has a great arm, she hits for power, she hits for average and she makes your coach expect her to make. She was the league MVP not

only because of her average but because of her power numbers."

Timmons said, "Nickason taught me so much about the game, not just physically—how to play the position, how to hit—but how to be a good teammate, how to support each other, how to have each other's back. "Not only winning the championship in 2013, but playing with all these amazing teammates were the highlights of my high school career."

Timmons gave the Whittier La Serna team in general, and La Serna pitcher Jamie When in particular, due credit. La Serna defeated Rightetti 4-1 in the 2014 divisional semifinals.

When "I really wanted that strike zone," said Timmons. "Her defense was amazing. If we were going to lose to someone, I'm glad it was us," said Nickason.

"She has five tools. She has a great arm, she hits for power, she hits for average and she makes your coach expect her to make. She was the league MVP not

**SKATING**

FROM B1

So anything would be helpful."

The park is open every Friday, Saturday and Sunday.

Jenson Cotte, 11, is there, skating, every minute the park is open, skating the park every chance he's gotten in the two months since he picked up the sport.

"I skate six hours a day, this park is pretty cool," Cotte said. "I think I'm pretty good. Right now I'm trying to learn a heel flip. It's pretty fun to come out here, especially because there's not much else to do."

How would this Grover Beach Elementary School student feel if the park

closed its doors?

"I wouldn't really like it," Cotte said. "I would try to find another park and there's one in Mirra Bay but it's not very good, it's smaller. It would be pretty bad if it got shut down."

Jones is out to make sure that doesn't happen. The skate park hosts a number of events throughout the year, mainly skating competitions.

The YMCA hosts an anniversary skate competition in March, celebrating the time it took over the skate park about 20 months ago. It also holds a back-to-school competition in September and is part of the Monster Central Coast Series of skate competitions.

The YMCA also holds

skate clinics on most weekends. Orion Vincent is the instructor for most of those sessions.

Vincent is a longtime skater who enjoys spending time at the Grover Beach park, with its laid-back and friendly vibe. "Everybody who comes here is definitely used to this place, all the local kids who come here every single day," Vincent said. "It's a surfy vibe, believe it or not, we do have a lot of younger kids who come through, a few older ones who come just to hang out."

"It's a really awesome community to be a part of here."

Vincent says the Grover Beach park does have to compete with the San Luis Obispo park and will have to compete with the new park that is under

construction in San Luis Obispo, which broke ground on a \$2 million project in April.

Vincent said the number of skaters at the park on any given day is "completely random," but it's typically pretty busy.

"It depends on how people are feeling, and the weather," Vincent said. "But we are usually pretty busy, anywhere between 15-20 people at a time, it's a lot of fun."

Obviously, Vincent feels it would be a tough break for local skaters if the park was to close down.

"I definitely think this is a crucial spot," Vincent said. "It would be really detrimental to the skating community especially since the only other skate park that we have around

here that is free is in San Luis Obispo.

"It would just cause more havoc and people would be hopping the fence again, so we're really pushing to get more sponsors... anything helps at this point."

The possible closure of the park would likely cause two-fold damage, forcing more skaters to hit the streets to ride instead of using the park.

Grover Beach resident Josh Roberts has been taking his two sons Lyric, 11, and Liam, 7, to the park regularly during the summer. Roberts enjoys having a safe place for his young sons to skate.

"It's great, I wish I would've had something like this when I was younger," Roberts said. "It's great, they get ramps they can learn on,

a lot of stuff we never had. It's good for the future of skateboarding to have parks like this where kids can really get good at skateboarding, and have a safe place to practice."

Jones said the park is only for inline skates and skateboarding and the staff really cares about safety. Elbow and knee pads and helmets must be worn while skating.

While safety of the riders is a main concern, saving the park is clearly another concern for Jones.

"We're just trying to grow our sponsorship, get as many sponsors as we can," Jones said. "This is a great place, you come out here, meet other skaters and a lot of the kids become best friends out here. This place can't go away."

**Law Offices of Guy W. Murray**  
Wills • Trusts • Probate  
Personal Injury • Litigation  
**805-929-7150**  
www.GuyMurrayLaw.net  
Serving the Entire Central Coast  
671 West Tofft Street, Suite 3 • NIPOMO

How long are you going to mope about your problems?  
That is a question that God asks Samuel when he is feeling sad about his own choices, his government's choices and what he will become of him now. Can you identify with that? Samuel had tried his best and done some wonderful, faithful things. But he had not lived his life perfectly nor had he managed to manage the lives of those around him. In his desperation to find a solution for his problems...  
He started grabbing at anything that looked good on the surface. Of course it was a disaster. Have you found yourself feeling desperate to fix things and grabbing at anything that seems to work?  
If you would like to find some real answers to real life, join us and we'll search them out together. I'm Eugenia Giamble. I'm the pastor and I'd love to meet you.  
Nipomo Community Presbyterian Church  
1339 Robinson Rd. #5, Nipomo, CA 93420

**DONNA'S** OPEN 7 DAYS  
Family Owned and Operated Since 1985  
Dining Room Sofas Bedroom Reciners Sleepers Entertainment Home Office Accessories Mattresses  
A Fresh Experience with Every Visit!  
Men-Sat 10am - 6pm • Sun Noon - 5pm  
**805-489-8533**  
1069 E. Grand Ave • Arroyo Grande  
www.donnasinteriors.com

**GET HOUSE happy**  
Find what you're looking for in a home.  
Look for the Best Deals Today quite in your local newspaper the Best Friday of the month.

**Dry Cleaning 2014**  
Our groundwater supply is in trouble. **REDUCE YOUR USE!**  
For tips go to our website: [www.ncsd.ca.gov](http://www.ncsd.ca.gov)  
NIPOMO COMMUNITY SERVICES DISTRICT  
Nipomo Community Services District





Chase Egan, left, takes the ball during opening day of the San Luis Obispo YUSA Youth Lacrosse Summer League at the Solo Sports Complex in Arroyo Grande. The league is set to play 42 games in Santa Maria on Saturday. PHIL KLEIN CONTRIBUTOR

**BRIEFS**

FROM B1

**Hancock Youth Basketball Club announces August clinics**  
Hancock College men's basketball coach Tyson Aye has announced two August sessions for the Hancock Youth Basketball Club.

The first will run Aug. 4-7. The second will run Aug. 11-14. Both will take place at Hancock's Joe White Memorial Gymnasium. Instruction will take place from 9 a.m. to 12 p.m. each day. Cost is \$95 per child.

To register online for the August sessions, go to [athletics.hancockcol.edu/camps/basketball](http://athletics.hancockcol.edu/camps/basketball) or sign up at the gym prior to the clinic. For more information, call Aye at 805-922-0906, ext. 3790.

**College football recruiting seminar**  
A free seminar on the ins and outs of college football recruiting will be held Saturday, Aug. 9, at Rightell High School.

The one-hour seminar, from 11 a.m. until noon, is presented by

the Rise and Achieve Foundation and will be hosted by Terrence Wood, an author and expert on college recruiting.

The focus will be on the busi-ness of college recruiting, academic timelines, SAT and ACT information, the value of scholarships and how to attract recruiters.

Students from all Central Coast Schools — from Arroyo Grande to Santa Ynez — are welcome to attend.

For more information, contact Terrence Wood at 510-969-2947 or send an email to [info@riseandachieve.com](mailto:info@riseandachieve.com). More details can be found at [www.beforyougetapro.com](http://www.beforyougetapro.com).

**Orcutt Academy coaching openings**  
Orcutt Academy High School is still accepting applications for several coaching positions.

The school, joining the Los Padres League in Sept., is still looking for boys and girls varsity golf as well as junior varsity positions in girls tennis, girls soccer and girls basketball.

All interested applicants are asked to contact athletic director Chad McKenzie at [CMcKenzie@orcutt-schools.net](mailto:CMcKenzie@orcutt-schools.net).

**MCNEIL**

FROM B1

13 games with six starts and went 1-3. Torres then played for a year in Japan with the Yokohira Giants, then signed as a free agent with Colorado in 2012, going 5-3 in nine games, all in relief.

In 2013, Torres joined the New York Mets organization, going 6-3 with an ERA of 3.99 in 12 starts for Triple-A Las Vegas. He then joined the big club and went 4-5 with an ERA of 3.44 in 33 games, including nine starts.

Torres made the Mets roster out of spring training and is currently 4-4 in 43 games — all out of the bullpen. In 59 1-3 innings pitched, Torres has 63 strikeouts and an ERA of 2.88.

River Stadium, Hancock After missing last season with a shoulder injury, Stevens began 2014 with the Fort Wayne TinCaps, a short season Class-A affiliate of the San Diego Padres. Stevens was promoted to the Lake Elstowere Storm, an Advanced-A team in the Padres organization. In five games he is batting .231 for the Storm, who are currently

15-10 and in second place in the California League South.

**Doug Bernier, St. Joseph/Oral Roberts**

The agilest wonder in having one of his best hitting seasons in his long minor league career. The 34-year old shortstop is batting .293 in 81 games for the Rochester Red Wings, a member of the International League, a Triple-A affiliate of the Minnesota Twins.

Originally signed as a free agent with Colorado, Bernier made his major league debut in 2008, playing two games with the Rockies. Last season, Bernier was called up to the Twins around the All-Star break and played in 33 games, batting .226 but impressing management with his fielding prowess.

**Davin Lehman, Rightell/Long Beach State**

A third-round pick by the Cincinnati Reds in 2010, the shortstop has shown some pop. In 75 games for the Reds in the Southern League, Lehman is batting .237 with 11 doubles, one triple and five home runs. Lehman has scored 25 runs and has driven in 25 more.

**Paul Smyth, Atascadero/Kansas**

Smyth, a 35th-round pick by the Oakland A's in 2009, is having a solid year for the

Sacramento River Cats, the Triple-A affiliate of the A's. In 31 games as a reliever, Smyth is 5-2 with a 2.95 ERA. In 39 2-3 innings, he has 37 strikeouts.

The River Cats are currently in first place in the Pacific Coast League, Pacific Division North at 45-34.

**Brian McCortney, St. Joseph/Courier/Blue Ridge**  
McCortney is in his second year playing for the Schaumburg Boomers, from the Independent Frontier League.

Originally a free agent signed to the Miami Marlins organization, where he spent three years, McCortney is batting .245 in 43 games.

He has 12 doubles and four home runs on the season and has scored 22 runs while knocking in 19.

**Jeff Farnham, Hancock/New Mexico State**

A 27th-round pick of the New York Yankees in 2009, Farnham, who played mostly for Trenton in Double-A, and played several games at Triple-A, was released by New York but signed on with the Amarillo Sox of the independent American Association.

The season is just underway and in four games Farnham, a catcher, is batting .286 with a pair of RBIs.

If there is a local player absent from our list, please let us know and we will happily add them.

**EMPEY**

FROM B1

3-0 in those playing. In the high Colorado air.

Although Empey led the Arroyo Grande volleyball team to three straight PAC 7 titles and never lost a league volleyball match, his future does lie in water polo. Empey netted over 100 goals last season for the Eagles water polo team at Stevens. Allen's group rises to the CF Southern Section semifinals once again.

Allen said Empey

developed his game at an early age during his time in high school.

"You only get a few of those (players) as a coach," Allen said. "He really blossomed as a defender then all of a sudden he turned on his offensive game this last year, he was pretty much our best player anywhere in the pool."

Allen said Empey started out as a two-meter defender in water polo as a sophomore.

"As a sophomore he really took on a defensive role," Allen said. "Then his

junior year we transitioned him into becoming a goal-scorer then in his senior year he was really able to do both."

Allen added that Empey may not be the most vocal of leaders, but rather, leads by example. Not many high school athletes are going to outwork Jack Empey.

"Dedication is his biggest attribute," Allen said. "He's obviously a leader but his dedication is how he leads. It's easy to do both sports at such a high level, they both have off-season demands. He was at both practices, all the time,

going to mornings in the pool and playing volleyball in the afternoon."

Allen expects Empey to fight for playing time initially at Air Force, doing whatever he can to help the team.

"His role at Air Force will probably be to play into some playing time, and really doing whatever the team needs," Allen said.

"He can be a distributor, obviously, that's what he did in volleyball. I'd say that's his natural attribute, he's an amazing distributor of the ball."

Empey was the setter on the volleyball team in high school, one of the best the Central Coast has ever seen.

Empey said he has no idea what kind of player he'll be at the next level.

"I really don't know, I'll do whatever the team sees, whatever they need," Empey said. "I just hope to get a lot of playing time, I don't really care where I play."

Empey doesn't have to decide his major and if his junior year, and said he doesn't know what he'll do in school. But one possibility is becoming a

coach. Initially, Empey said, that idea wasn't even on his radar.

"Before I went I wasn't even thinking about being," he said. "But then I went they put me up in a glider and it was pretty cool and I may want to fly now. I'm not really sure but all the options are pretty good."

It will certainly be a balancing act to play a sport and become a part of the military, and possibly a pilot, but with what he did during his high school career, it's in the realm of possibility for this former Eagle.

**NIPOMO FOOT & ANKLE**  
620 W. Terr St. Nipomo  
Dr. Thomas Vincent specializes in the prevention and treatment of injuries and diseases of the foot and ankle. Sprains, Wounds, Calluses, Broken Bones, Ingrown or Fungal Nails, Hammer Toe, Heel Pain, Custom Orthotics, Diabetic foot complications, Diabetic Shoes  
929-8055

**Inspirations**  
Full Service Salon  
Permanent Makeup with Sheila \$100 OFF  
one per customer, not valid with any other offers, expires 8.31.14  
885-834-8882, 130 Clark, Old Orcutt, CA 93455  
[www.inspirations1.com](http://www.inspirations1.com)

**DONNA'S** OPEN 7 DAYS  
Family Owned and Operated Since 1983  
Dining Room Sofas Bedroom Recliners Sleepers Entertainment Home Office Accessories Mattresses  
A Fresh Experience with Every Visit!  
Mon-Sat 10am - 6pm • Sun Noon - 5pm  
805-489-8533  
1069 E. Grand Ave • Arroyo Grande  
[www.donnasinteriors.com](http://www.donnasinteriors.com)

**GET HOUSE happy**  
Find what you're looking for in a home.  
Look for the Best Value Today guide in your local newspaper the Best Friday of the month.

**A Little Brown...**  
...Will help to avoid a lot of brown!  
**REDUCE YOUR USE!**  
For tips go to our website:  
[www.ncsd.ca.gov](http://www.ncsd.ca.gov)  
NIPOMO COMMUNITY SERVICES DISTRICT  
Nipomo Community Services District



**There ought to be  
a law...and there is!**

**Obey the State  
water restrictions.**

**REDUCE  
YOUR USE!**

**Conservation is  
your responsibility.**

[www.ncsd.ca.gov](http://www.ncsd.ca.gov)




**Nipomo Community  
Services District**

Ad for The Adobe: ¼ page - 6 columns (9.889 inches across) by 5.25" tall.

**Jessica Matson**

**From:** Nipomo Chamber of Commerce <info@nipomochamber.org>  
**Sent:** Tuesday, July 29, 2014 1:01 PM  
**To:** Jessica Matson  
**Subject:** Monday News - July 28 - On Tuesday!



**Nipomo**  
CHAMBER OF  
COMMERCE



Richard Malvarose  
Chamber President  
Nipomo Properties

**Monday News**

**July 28, 2014**

*Nipomo Chamber  
**July Mixer**  
Frederick Law Firm*

*Thursday, August 14th  
5:00-7:00pm*

*267 W. Tefft St.  
Nipomo*

*Come mingle and network with Nipomo business leaders  
and community members and enjoy food and  
refreshments in a casual setting.*

***Concerts on the Course**  
**At Blacklake Golf Resort***

*Wednesday, July 30th  
Red Skunk Band  
Indie Swing*

**Chamber Hours**

Monday through Friday  
9 am to 5 pm

239 W. Tefft St.  
Nipomo, CA 93444

Office: 805.929.1583

Fax: 805.929.5835

[info@nipomochamber.org](mailto:info@nipomochamber.org)

**For Info Contact:**

Amber Wilson  
Executive Director  
[amber@nipomochamber.org](mailto:amber@nipomochamber.org)

**President's Circle**

**Sponsors**

**Community Health  
Centers**

**Nipomo Recreation**

**Rabobank**

**The Sun**



**NIPOMO**  
Community Services District

## **Did you know...**

**Using a broom instead of a water hose to  
clean outdoor areas saves 8-18 GALLONS per  
minute?**

**REDUCE YOUR USE**

For more information on how to reduce water use, visit  
[www.ncsd.ca.gov](http://www.ncsd.ca.gov).

*Nipomo Library*  
**Friends Fair**

*Saturday August 9th*  
*9:00am-2:00pm*  
*Nipomo Library Parking Lot*

*Food, plants, authors, story time, kids arts & crafts,  
vendors, baked goods, collectibles and more!*

*See you there!*


*Nipomo Chamber of Commerce*  
*presents*

*32nd Annual*  
*Nipomo's Best*  
**Octoberfest**

*This year is sure to be the biggest and best year  
ever! We are excited to offer and bigger and  
better kids attractions including rides, bouncers,  
pony rides, face painting and more!*

Jessica Matson

**From:** Nipomo Chamber of Commerce <info@nipomochamber.org>  
**Sent:** Monday, August 04, 2014 3:43 PM  
**To:** Jessica Matson  
**Subject:** Monday News - August 4



**Nipomo**  
CHAMBER OF  
COMMERCE



Richard Malvarose  
Chamber President  
Nipomo Properties

Monday News

August 4, 2014

*Nipomo Chamber*  
**July Mixer**  
*Frederick Law Firm*

*Thursday, August 14th*  
*5:00-7:00pm*

*267 W. Tefft St.*  
*Nipomo*

*Come mingle and network with Nipomo business leaders  
and community members and enjoy food and  
refreshments in a casual setting.*

**Concerts on the Course**  
**At Blacklake Golf Resort**

*Wednesday August 6th*  
*Pitch & Rhythm*  
*Flute & Guitar*

**Chamber Hours**

Monday through Friday  
9 am to 5 pm

239 W. Tefft St.  
Nipomo, CA 93444

Office: 805.929.1583

Fax: 805.929.5835

[info@nipomochamber.org](mailto:info@nipomochamber.org)

**For Info Contact:**

Amber Wilson  
Executive Director  
[amber@nipomochamber.org](mailto:amber@nipomochamber.org)

**President's Circle**

**Sponsors**

**Community Health  
Centers**

**Nipomo Recreation**

**Rabobank**

**The Sun**



**NIPOMO**  
Community Services District

## **Did you know...**

**Adjusting sprinklers to water plants and not  
the driveway can save 12-15 gallons each  
time you water?**

**REDUCE YOUR USE**

For more information on how to reduce water use, visit  
[www.ncsd.ca.gov](http://www.ncsd.ca.gov).

*Nipomo Library*  
**Friends Fair**

*Saturday August 9th  
9:00am-2:00pm  
Nipomo Library Parking Lot*

*Food, plants, authors, story time, kids arts & crafts,  
vendors, baked goods, collectibles and more!*

*See you there!*

*Nipomo Chamber of Commerce  
presents*

***32nd Annual  
Nipomo's Best  
Octoberfest***

*This year is sure to be the biggest and best year  
ever! We are excited to offer and bigger and  
better kids attractions including rides, bouncers,  
pony rides, face painting and more!*

★ **Thank You** ★  
**for Conserving!**

**District-wide  
water use is down  
over 15%**

**Keep up the good work.  
Let's work together to  
reach our needed 30%  
reduction.**

**See additional tips in this bill  
or go to our website: [www.ncsd.ca.gov](http://www.ncsd.ca.gov)**



**Nipomo Community Services District**

**[info@ncsd.ca.gov](mailto:info@ncsd.ca.gov)**

**[www.ncsd.ca.gov](http://www.ncsd.ca.gov)**



**Sing Shorter Songs  
REDUCE YOUR USE!**

For tips go to our website:  
[www.ncsd.ca.gov](http://www.ncsd.ca.gov)



**Nipomo Community Services District**



# REDUCE YOUR USE!

**Nipomo's only source of  
water is groundwater.**

Though the District has not mandated customers to reduce use at this time, the Board of Directors is urging all customers to voluntarily reduce their water use with the goal of achieving a 30% reduction in District groundwater pumping. Here's some tips:

## Outdoors

- ◆ Cut down watering of landscape. Most water usage is outdoors. It's OK to have brown spots in your lawn. It will come back.
- ◆ Regularly check irrigation system timers to insure settings are correct and watering times are minimized.
- ◆ Check for irrigation system leaks.

## Indoors

- ◆ Check for leaks. Toilets are often "silent culprits." Stop by the office for free toilet tabs.
- ◆ Take shorter showers.
- ◆ Only wash full loads.

**Visit the District's website for  
more information and tips.**



**Nipomo Community Services District**

**[info@ncsd.ca.gov](mailto:info@ncsd.ca.gov)**

**[www.ncsd.ca.gov](http://www.ncsd.ca.gov)**

**Press Release Log  
2014**

Date of PR	Title	Date Sent to Media	Date Placed On Website	Media Pub	Date PR Published	Media Published	Date PR Published	Media Published	Date PR Published	Media Published	Date PR Published
5/14/2014	Supervisor Ray Presents the Certificates of Appreciation for Solid Waste Removal to the District and Nipomo Chamber of Commerce	5/16/2014	5/16/2014	Adobe	5/23/2014						
5/28/2014	NCSD Board of Directors Review Fiscal Year 2014-2015 Budget and Schedules Adoption Hearing	5/29/2014	5/29/2014								
6/19/2014	NMMA TECHNICAL GROUP RELEASE SPRING 2014 GROUNDWATER INDEX	6/19/2014	6/20/2014	Adobe	6/27/2014						
6/25/2014	NCSD Board of Directors Dedicate District Board Room to the Late Jon S. Seitz	6/26/2014	6/26/2014	Adobe	6/30/2014						
6/25/2014	NCSD Board of Directors Recognize Nipomo Students for Efforts in Conservation Poster Contest	6/26/2014	6/26/2014	Adobe	6/30/2014						
7/1/2014	A New Appeal for Nipomo: USE LESS WATER (Reduce Your Use)	7/1/2014	7/1/2014	New Times	7/2/2014	Tribune	7/5/2014	Adobe	7/11/2014		

## NCSD ramps up efforts to encourage water conservation

JULY 11, 2014 12:00 AM • STAFF REPORT

With three years of drought keeping the groundwater basin hovering just above the “severe shortage” level, Nipomo Community Services District is ramping up its push for conservation.

“In light of the current historic drought, we need everyone to cut water use by 30 percent,” said Michael LeBrun, district general manager.

“Our groundwater supply is in trouble, so we are intensifying our water conservation public outreach program,” he said. “We need everyone’s help.”

The district plans to send out water conservation announcements in the mail, place them in newspaper advertisements and post them on park banners.

Officials are also encouraging customer to use the conservation information posted on the district’s website at [www.ncsd.ca.gov](http://www.ncsd.ca.gov).

LeBrun repeated what the district has been saying for years:

Nipomo depends entirely on groundwater, and for decades, water use has been increasing, exceeding the sustainable supply.

As a result, he said, groundwater levels have been at the edge of severe condition for the past year — and longer.

LeBrun said if the groundwater level falls below sea level, the threat of seawater intrusion increases.

That would contaminate the groundwater with salt, making it unfit for drinking or even irrigation.

### **Focused conservation**

LeBrun said customers should focus their attention on outdoor water use but try to conserve everywhere.

Most water is used outdoors to irrigate landscapes, so landscaping is the best place for customers to focus their water-saving efforts, LeBrun said.

Poorly adjusted or inefficiently located sprinklers can send water running down streets and sidewalks rather than onto the landscaping.

Landscapes are also often overwatered, even when irrigation timers are used.

Homeowners can find out how much they are overwatering by gradually cutting back on irrigation until plants begin to show signs of underwatering.

Copy of document found at [www.NoNewWipTax.com](http://www.NoNewWipTax.com)

Installing drip irrigation that provides water only to plants and not barren areas in between can also reduce water use.

Removing high-water-use foliage and replacing it with drought-tolerant native plants can also greatly reduce water use.

Those who use irrigation timers should check the owner's manual to make sure that when they reprogram the timers, they are replacing the old irrigation schedule and not adding another schedule.

Residents can also use a bucket to capture the shower water they run while waiting for it to heat up, then use that to irrigate indoor and outdoor plants rather than letting it run down the drain.

## **Liquid gold**

NCSD officials are evaluating potential new "drought rates" designed to motivate customers to conserve water by charging them more as water use moves up through various tiers.

Those rates would also have to compensate for the revenues lost from reduced water sales as consumers conserve, LeBrun said.

"We have saved for a 'nonrainy day' and have funds in our water rate stabilization fund that should get us through the current period until new drought rates can be developed," he said.

NCSD is bringing additional water to the Nipomo Mesa, as ordered by a settlement in a groundwater rights lawsuit, to help balance supply and demand.

LeBrun said the district has completed agreements to buy water from Santa Maria and is currently building pipelines and pumps to bring that water to the Mesa next year.

He noted that while NCSD's water rates are currently among the lowest in the region, an additional charge also must be added to pay for the supplemental water when it arrives in 2015.

The cost for bringing in supplemental water will be shared with neighboring water agencies — Golden State, Rural and Woodlands Mutual water companies.

Details of the cost-sharing agreements are still being negotiated, LeBrun said, but once they are completed, proposed supplemental rates will be provided to the public for review and comment.

For more information about conservation efforts, supplemental water and potential rate increases, contact the district at 929-1133 or visit the district's website.

14 hours 27 minutes ago by **Connie Tran, KSBY News**

## Local communities cut back on water use

Most, if not all of the cities on the Central Coast are doing their part to cut back and conserve water. In Nipomo, residents don't have mandatory water restrictions, but some are saving as if there were.

Some residents have cut back on so much water, you can clearly see front lawns turning brown.

"What's more important, the plants or the people?" asked Kathy O'Neill, a resident of Nipomo.

O'Neill said each petal that falls in the garden she shares with her mother-in-law, is another sign that we're in for an extremely dry summer.

"This area, yeah, it's pretty much the worst I've seen it. It started last summer actually, you know, when you started seeing less and less moisture," she said.

She's had to cut back on watering her garden, and allow parts of it to just die.

"It used to be like all the way across. She's taken some out, because they just don't grow that well, without enough water," said O'Neill about her mother-in-law's 40-year old roses.

The Nipomo Community Services District, which monitors water use in the city, said it is thankful for its residents' sacrifices.

Michael LeBrun, the general manager of the Nipomo Community Services District said, "We have many customers that are doing their part more, and where we need to reach out to are customers who need to get the message."

In the city of Arroyo Grande, residents have cut back on 11% of its water use from June. Atascadero cut back 15% from May. Cambria cut back 44% from June. Los Osos has cut back 7% from May. Pismo Beach has cut back 23% from June. Pismo Beach has cut back 8% from February. Santa Barbara has cut back 15% from June. San Luis Obispo has cut 11% from June. Santa Maria has cut back 25% from May. And Templeton, has cut back 23.8% from April.

Officials in Nipomo said their goal is cutting the use of water back 30%.

"June 2014 is 15% lower than our five year average for Junes," said LeBrun.

Though there aren't any mandatory restrictions or fines in Nipomo, water officials said they don't want to see any wasted water or excessive irrigation, and they asked that residents only water their grass at

7/24/2014

Local communities cut back on water use

LeBrun said the town's water comes only from the groundwater supply. He said by May 2015, they had to have a supplemental water pipeline built to import water from elsewhere.

# SanLuisObispo

[Previous Story](#)  
[Next Story](#)

## Nipomo services district's general manager gets a raise

By Cynthia Lambert

[clambert@thetribunenews.com](mailto:clambert@thetribunenews.com) July 25, 2014

[Facebook](#) [Twitter](#) [Google Plus](#) [Reddit](#) [E-mail](#) [Print](#)

Nipomo Community Services District General Manager Michael LeBrun received a raise this week, making him one of the top earners among leaders of services districts in San Luis Obispo County.

The Nipomo Community Services District board of directors unanimously approved an amended general manager contract with LeBrun on Wednesday, bumping his base salary to \$164,140 a year from \$150,000 annually.

He also receives a cell phone reimbursement of \$65 a month and has access to a district vehicle for district-related uses, including traveling to and from his home.

LeBrun is not the highest-paid general manager in the county — that distinction goes to Paavo Ogren, who just took the helm at the Oceano Community Services District.

That district board in May approved a four-year contract with Ogren, who led the county's Public Works department for seven years, at an annual cost of \$196,000 plus benefits.

After LeBrun, the next highest-paid general manager is Jerry Gruber of Cambria, whose 2013 contract gave him an annual salary of \$157,500 plus benefits.

[Facebook](#) [Twitter](#) [Google Plus](#) [Reddit](#) [E-mail](#) [Print](#)

### Join The Conversation

The Tribune is pleased to provide this opportunity to share information, experiences and observations about what's in the news. Some of the comments may be reprinted elsewhere in the site or in the newspaper. We encourage lively, open debate on the issues of the day, and ask that you refrain from profanity, hate speech, personal comments and remarks that are off point. Thank you for taking the time to offer your thoughts.

[Commenting FAQs](#) | [Terms of Service](#)

#### Today's Circulares

			
<b>TARGET</b> EXPIRES TOMORROW	<b>LUCKY SUPERMARKETS</b> THIS WEEK ONLY	<b>JCPENNEY</b> EXPIRES TOMORROW	<b>WALMART</b> VALID UNTIL SEP 06

[View All Circulares](#)

Copy of document found at [www.NoNewWipTax.com](http://www.NoNewWipTax.com)

# New Times / News

The following articles were printed from New Times [newtimeslo.com] - Volume 28, Issue 52

Share:

## A basin situation: South County water issues are coming to a boil

BY RHYS HEYDEN

As water becomes scarcer every day in dried-up San Luis Obispo County, the cracks are starting to show—literally and metaphorically.

As the water level steadily drops in reservoirs, wells, and various groundwater basins, the political rhetoric is much harsher, conservation measures are more stringent, and everyone's patience is growing thin.

In particular, preexisting tensions over water resource management in southern SLO County have ratcheted up in recent weeks, and there's no clear solution in sight.

The epicenter of this tension is Nipomo—a sprawling, unincorporated community at the southern end of the county. Nipomo is home to more than 16,000 people and is also (problematically) completely dependent on groundwater.

In essence, almost all of South County's groundwater (a major water source for all communities) comes from the enveloping Santa Maria Groundwater Basin.

Though this basin has been in distress for a long time, many locals are concerned that the Nipomo area hasn't been doing its part recently to conserve and protect the basin from overdraft.

Given Nipomo's high groundwater usage—combined with and exacerbated by the current drought—people worry that the entire basin is now at risk of saltwater intrusion, which could ruin a major portion of the water supply.

"People down here are concerned about Nipomo, since they are the over-pumpers and over-users of the basin," said Oceano Community Services District President Matt Guerrero. "We have to alleviate those concerns, and there needs to be a collaborative effort to preserve our water resources."

The basin has been adjudicated by court mandate ever since 2008, and that policy effectively split South County into two different "management areas": the Northern Cities Management Area (NCMA) of Pismo Beach, Grover Beach, Arroyo Grande, and Oceano; and the Nipomo Mesa Management Area (NMMA), which consists of Nipomo and environs.

With that alignment, it's easy to see how an everyone-versus-Nipomo dynamic might develop—and indeed it has, to a certain extent.

According to respective annual reports for each of the two agencies, the entire NCMA pumped slightly more than 4,200 acre-feet of groundwater in 2013, whereas the NMMA pumped an estimated 16,350 acre-feet in the same year. Given the current drought, such strong imbalances have provoked increasing concern.

"The county and Nipomo keep using water and approving development on the Mesa despite this poor water situation," said Grover Beach Mayor Debbie Peterson. "This isn't necessarily a 'go after Nipomo' situation, but we have to control water use for the good of the whole basin."



**PIPELINE, LIFELINE?**

*Water from the Nipomo Supplemental Water Project (pictured here under construction) is scheduled to start flowing sometime in 2015. Though the project will bring relief for the depleted Santa Maria Groundwater Basin, some say it isn't enough.*

FILE PHOTO BY STEVE E MILLER



To be fair, the NCMA agencies are able to use other water sources including Lopez Lake and state water, which are unavailable to the NMMA. The NMMA is also home to several private, for-profit water purveyors; the Phillips 66 oil refinery; and many rural/agricultural water users that the local governing body (the Nipomo Community Services District) has a limited ability to regulate.

"Nipomo is not just the NCSD—I think that's a crucial distinction that many people fail to realize," said NCSD General Manager Michael LeBrun. "We are the only public agency in our management area, and we are just one of many water purveyors."

In fact, the NCSD was responsible for only roughly 2,500 acre-feet of the overall NMMA usage in 2013. LeBrun said that some of the other major purveyors in the NMMA (including Golden State Water, Rural Water, and Woodlands Mutual Water) have vastly different incentives and motivations that de-emphasize conservation.

"If you look at the newer golf course communities—Blacklake, Cypress Ridge, and Woodlands—they're pretty darn green right now," LeBrun said. "These for-profit companies are always going to approve will-serve letters for water."

When asked how the NMMA as a whole is aiming to minimize its impact on the basin, LeBrun detailed the \$17.8 million Nipomo Supplemental Water Project, a pipeline (under construction) from nearby Santa Maria that will deliver another source of water to the Mesa when it comes online in 2015.

"I know the NCMA feels over-pumping on the Mesa has degraded their water supply," LeBrun said. "That said, I hope they can see that the NCSD specifically has practically moved mountains, between the pipeline project—which we initiated and have primarily funded—and our conservation measures."

"The pipeline is helpful, but the court said the NMMA was supposed to bring in 2,500 acre-feet of supplemental water per year, and it's only going to bring in 650 as of now," said Ben Fine, Pismo Beach's public works director and city engineer. "It's a fraction of what it's supposed to be, and we are more susceptible to saltwater intrusion every day."

LeBrun said the NCSD would like to bring in 3,000 acre-feet in supplemental water through the pipeline every year, but funding challenges have postponed that goal. He added that the NCSD is committed to meeting the area's supplemental water mandate.

"I would also love to see an overarching program brought in to supervise water demands, but, frankly, that doesn't exist," LeBrun said. "We're worried that the supplemental water NCSD is bringing in will be undercut by new Nipomo development and purveyors who won't contribute their own supplemental water."

Looking for a solution to halt depletion of the basin, the NMMA and NCMA have both reached out to county government. The county is potentially able to manage the basin through land-use policy, but (unlike with the Paso Robles Groundwater Basin) it doesn't have groundwater management (AB 3030) powers in the adjudicated basin.

In addition, some people (including Fine and Peterson) have criticized the county for continuing to approve building permits for development on the Mesa despite the dire water situation.

"There is no question we need to change how we manage permit issuance and water demand in South County," said District 4 SLO County Supervisor Caren Ray. "As a supervisor, that's what I have been working on."

Ray said that the ambiguity of the court's NMMA supplemental water mandate (there's no "who," "how," or "when" requirement) has complicated and slowed the prospect for basin relief, but she's hopeful that all parties can come to a solution.

"Pointing the finger at Nipomo or being parochial is not going to solve our water issues, since there is no easy solution here," Ray said. "I am taking the position of water supply defender, and the rallying cry in South County should be cooperation across entities."

7/29/2014

A basin situation: South County water issues are coming to a boil | News | New Times San Luis Obispo, CA

When asked for specific possible solutions, Ray and LeBrun mentioned augmenting the water supply in general, capturing water lost through ocean outfall, "banking" of water in Lopez Lake, recycled water, and targeted fees/rate increases to fund additional infrastructure.

"We need an array of solutions that collectively add up," Ray said. "If we don't cooperate, don't regulate, and we hang our hat on private property rights, then we will kill the basin and kill our economy."

*Staff Writer Rhys Heyden can be reached at [rheyden@newtimeslo.com](mailto:rheyden@newtimeslo.com).*

Share:

## Filing deadline for November election approaching

AUGUST 01, 2014 12:00 AM • STAFF REPORT

Candidates for offices appearing on November's general election ballot still have time to file their nomination papers and declarations of candidacy for the upcoming contests, if they haven't already done so.

Individuals wanting to run for a seat in a special district or a community services district, such as Nipomo, Oceano or Avila Beach, must file their paperwork with the county clerk-recorder, while political hopefuls in the Five Cities -- Arroyo Grande, Grover Beach and Pismo Beach -- file with their respective city clerks.

The filing period closes at 5 p.m. Friday, Aug. 8, unless the incumbent doesn't file by that deadline. In that case, the period would be extended until Wednesday, Aug. 13, for any candidate other than the incumbent.

Individuals must be at least 18 and a registered voter in the district or city where they plan to run for office, according to elections officials.

Call the county Clerk-Recorder's Office at 781-5228 for more information.

### Open seats

Three four-year seats are up for re-election on the NCSD board of directors, while the Oceano Community Services District Board of Directors has two four-year seats and a two-year seat up for grabs.

As of press time, Dan Allen Gaddis was the only individual to have pulled papers for the NCSD race. His name will appear on the Nov. 4 ballot for director.

In Oceano, incumbent directors Lori Angello and Karen White filed to retain their seats, and their names will be on the ballot. Incumbent OCSD Director Jennifer Blackburn is also looking to keep her two-year seat and will be challenged by Lonnie Curtis, former OCSD general manager, and Michael Ebinger.

Because the trio of OCSD incumbents have completed the nomination process, the filing period will close for the two races in that district on Aug. 8, according to the County Clerk-Recorder.

Two four-year commission seats on the Port San Luis Harbor District are up for re-election, as is one two-year seat on the Avila Community Services District board. Pete Kelley, incumbent Avila Beach CSD director, is seeking re-election and has completed the nomination process.

Harbor Commissioner Drew Brandy has pulled papers to retain his seat. Justin Hodges and Mary Matakovich have also pulled for the race, although none of three had completed the process as of press time.

Copy of document found at [www.NoNewWipTax.com](http://www.NoNewWipTax.com)

Four four-year seats and a single two-year seat are open on the Lucia Mar Unified School District board, and all five incumbents have completed the filing process and their names will appear on the ballot. As of press time, no one had challenged any of the candidates for their seats.

The four-year mayor's seat and two four-year council seats are up for re-election in Arroyo Grande. Call the City-Clerk's Office at 473-5414.

Grover Beach voters will cast ballots for two four-year council seats and a two-year mayor's seat. Contact Grover's city clerk at 473-4568.

There are also two four-year council seats up for re-election in Pismo Beach, as well as the mayor's two-year seat. Call the clerk's office at 773-7003.

### 2014 Website Traffic Summary

Week	Visits	Unique Visitors	Pageviews	Pages/Visit	Avg. Visit Duration	Bounce Rate	% New Visits	Highest Traffic Day	Significant Actions During the Week Possibly Contributing to Traffic
1/6/14 - 1/12/14									GA Data Error
1/13/14 - 1/19/14									GA Data Error
1/20/14 - 1/26/14									GA Data Error
1/27/14 - 2/2/14									GA Data Error
2/3/14 - 2/9/14									GA Data Error
2/10/14 - 2/16/14									GA Data Error
2/17/14 - 2/23/14									GA Data Error
2/24/14 - 3/2/14									GA Data Error
3/3/14 - 3/9/14									GA Data Error
3/10/14 - 3/16/14									GA Data Error
3/17/14 - 3/23/14									GA Data Error
3/24/14 - 3/30/14									GA Data Error
3/31/14 - 4/6/14	237	189	688	2.9	0:03:38	46.84%	72.57%	Fri 4/4	Announcement of Board meeting, New website launch
4/7/14 - 4/13/14	344	259	880	2.56	0:02:38	50.58%	62.50%	Tue 4/8	Board meeting, Water shortage press release, Accounting award press release
4/14/14 - 4/20/14	330	261	878	2.66	0:02:55	41.82%	64.55%	Fri 4/18	Announcement of Board meeting, clean-up week ad
4/21/14 - 4/27/14	393	305	985	2.51	0:02:47	44.02%	65.14%	Mon 4/21	Board meeting, public meeting ad
4/28/14 - 5/4/14	329	268	807	2.45	0:02:43	45.90%	64.44%	Mon 4/28	Public meeting ad
5/5/14 - 5/11/14	428	326	1094	2.56	0:03:07	39.72%	61.68%	Mon 5/5	Announcement of Board meeting, public meeting re water shortage and rates, press release on declaration of stage II drought
5/12/14 - 5/18/14	433	344	1084	2.5	0:02:17	36.95%	67.44%	Mon 5/12	Board meeting; press releases
5/19/14 - 5/25/14	348	281	830	2.39	0:02:29	48.85%	62.36%	Tue 5/20	
5/26/14 - 6/1/14	391	330	973	2.49	0:02:11	37.60%	68.29%	Sat 5/31	
6/2/14 - 6/8/14	878	679	2166	2.47	0:02:28	32.00%	65.95%	Mon 6/2	
6/9/14 - 6/15/14	610	465	1396	2.29	0:02:21	39.67%	58.36%	Mon 6/9	
6/16/14 - 6/22/14	494	367	1068	2.16	0:01:49	45.55%	51.42%	Fri 6/20	
6/23/14 - 6/29/14	414	307	993	2.4	0:02:34	39.61%	50.00%	Tue 6/24	
6/30/14 - 7/6/14	304	252	766	2.52	0:02:17	45.39%	61.18%	Th 7/3	Board Agenda/Package
7/7/13 - 7/13/13	335	266	839	2.5	0:02:22	44.78%	58.51%	Mon 7/7	

### 2014 Website Traffic Summary

Week	Visits	Unique Visitors	Pageviews	Pages/Visit	Avg. Visit Duration	Bounce Rate	% New Visits	Highest Traffic Day	Significant Actions During the Week Possibly Contributing to Traffic
7/14/13 - 7/20/13	292	381	955	2.51	0:02:16	46.46%	50.39%	Wed 7/16	
7/21/13 - 7/27/13	309	233	775	2.51	0:02:41	47.90%	56.31%	Mon 7/21	
7/28/13 - 8/3/13	272	226	765	2.81	0:02:23	47.79%	56.62%	Mon 7/28	
8/4/13 - 8/10/13									

AUGUST 13, 2014

ITEM F

ATTACHMENT B

# AGENDA

Dan Buckshi  
County Administrator



# BOARD OF SUPERVISORS

Frank R. Mecham, Vice-Chairperson, 1<sup>st</sup> District  
Bruce Gibson, Chairperson, 2<sup>nd</sup> District  
Adam Hill, 3<sup>rd</sup> District  
Caren Ray, 4<sup>th</sup> District  
Debbie Arnold, 5<sup>th</sup> District

Tuesday, August 12, 2014

CONSENT AGENDA	9:00 AM
REVIEW AND APPROVAL	
PUBLIC COMMENT PERIOD	
HEARINGS	
BOARD BUSINESS	
CLOSED SESSION	
RECESS	
AFTERNOON SESSION	1:30 PM
REPORT ON CLOSED SESSION	
PRESENTATIONS	
BOARD BUSINESS	
HEARINGS	
ADJOURNMENT	5:00 PM

- The Board of Supervisors' weekly agenda and staff reports are available at the following website: [www.slocounty.ca.gov](http://www.slocounty.ca.gov). Packets are also available at the County Government Center and may be viewed on-line at the Atascadero, Arroyo Grande, Paso Robles, Nipomo, Morro Bay, SLO City/County Libraries and the SLO Law Library.
- All persons desiring to speak on any Board item, including the Consent agenda, Closed Session or during the general public comment period are asked to fill out a "Board Appearance Request Form" and submit to the Clerk of the Board *prior* to the start of the Board item. Each individual speaker is limited to a MAXIMUM of three (3) minutes.
- Please refer to the information brochure located in the back and outside of the Board Chambers for additional information regarding accommodations under the Americans with Disabilities Act, supplemental correspondence, and general rules of procedure.

9:00 FLAG SALUTE

## CONSENT AGENDA – REVIEW AND APPROVAL

The items listed on this portion of the agenda are scheduled for consideration as a group. The staff recommendations will be approved as outlined within the staff report. Any Supervisor may request an item be withdrawn from the Consent Agenda to permit discussion or change the recommended course of action for an item.



Items Set for Hearing:

1. Submittal of resolutions calling for a public hearing to determine whether public necessity, health, safety or welfare requires the formation of an Underground Utility District No. 31 along San Luis Street in Avila Beach and Underground Utility District No. 32 along South Bay Boulevard north of Los Osos. Hearing date set for September 9, 2014. Districts 2 and 3.
2. Introduction of an ordinance regulating outdoor water use to Mondays and Thursdays only within applicable County Service Areas (10A-Cayucos, 16-Shandon, 23-Santa Margarita, and 12-Avila Valley), in accordance with the drought emergency water conservation regulations adopted by the State Water Resources Control Board, and finding that the project is exempt from Section 21000 et seq. of the California Public Resources Code (CEQA). Hearing date set for August 19, 2014. Districts 1, 2, 3 and 5.

Consent Agenda - Administrative Office Items:

3. Request to approve Amendment No. 4 to the Agreement for Services with the Ferguson Group in the amount of \$72,000 to provide federal lobbying services in FY 2014-15. All Districts.
4. Request to approve an Amendment #3 to the contract with Maguire and Ashbaugh for primary public defender services and authorize a corresponding budget adjustment in the amount of \$153,340 from General Fund contingencies in Fund Center 135 - Public Defender. All Districts.
5. Request to approve Amendment No. 1 to the Agreement for Services with Mental Marketing Inc. and TJA Advertising in the total amount of \$1,060,000 (\$530,00 per year) to provide marketing services on behalf of the San Luis Obispo County Tourism Business Improvement District (CBID) for FY 2014-15 through FY 2015-16. All Districts.
6. Request to approve the recommended response to the FY 2013-14 Grand Jury report titled "County Employment Retirement Plan: "Let's Make it Clear" and forward this response to the Presiding Judge of the Superior Court by September 5, 2014. All Districts.
7. Request for approval to apply for the Federal Fiscal Year 2014 Emergency Management Performance Grant and approval of a related grant document. All Districts.

Consent Agenda - Board of Supervisors Items:

8. Submittal of Supervisor's expense report on meetings attended pursuant to Government Code section 53232.3(d). Districts 2, 4 and 5.

Consent Agenda - County Fire Items:

9. Request to approve the FY 2014-15 renewal agreement (Clerk's File) for cooperative fire protection services with the California Department of Forestry and Fire Protection (CAL FIRE) in the amount of \$15,671,697. All Districts.

Consent Agenda - General Services Agency Items:

10. Request to authorize a budget adjustment to transfer \$147,039 from previously authorized funding in Fund Center (FC) 200-Maintenance Projects, to FC 230-Capital Projects, for the Morro Bay Library Renovation project located at 625 Harbor Street, Morro Bay. District 2.
11. Request to approve Amendment No. 7 to a Cooperative Funding Agreement with the San Luis Obispo Council of Governments; approve the resolutions authorizing the use of Parks Public Facilities Fees; authorize budget adjustments totaling \$867,000 to Capital Projects Fund Center 230; and authorize a budget adjustment in the amount of \$447,600 to increase appropriation and associated funding for six projects in Fund Center 245-Public Works- Roads. All Districts.
12. Request to authorize a General Fund Designation - Internal Financing Loan not to exceed \$1,000,000 and authorize a budget adjustment of \$1,000,000 from this source to fund Morro Bay Golf Course Waterline replacement. District 2.

Consent Agenda - Health Agency Items:

13. Request to approve a renewal FY 2014-15 contract with Edgewood Center for Children and Families, Inc. in the amount not to exceed \$548,877 to provide day treatment, including mental health and social services, within a residential board and care setting for youth and adolescents with severe emotional and mental health issues. All Districts.
14. Submittal of a resolution amending the Position Allocation List (PAL) for Fund Center 166 – Health Agency Behavioral Health by deleting one Supervising Admin Clerk II; and adding a 1.00 FTE Administrative Services Officer I/II. All Districts.
15. Request to approve a new FY 2014-15 contract with CF Merced Behavioral, LLC, DBA Merced Behavioral Health Center in the amount not to exceed \$780,735 to provide residential and intensive mental health services in locked facilities to adults who cannot care for themselves due to their mental illness. All Districts.
16. Request to approve a renewal FY 2014-15 contract with County Office of Education in the amount not to exceed \$250,000 to facilitate Drug Medi-Cal reimbursement to County Office of Education in order to provide outpatient drug-free substance abuse treatment services to Drug Medi-Cal eligible students enrolled in Community School programs. All Districts.

Consent Agenda - Human Resources Items:

17. Submittal of a resolution to: 1) establish the new classification salary range of Property Transfer Technician IV; 2) approve the salary range for Supervising Property Transfer Technician and Assessment Technician class series; and 3) amend the Position Allocation List for Fund Center 109-Assessor, by deleting 9.00 FTE Administrative Assistant series, Property Transfer Technician I or II, 2.00 FTE Property Transfer Technician III and adding 9.00 FTE Property Transfer Technician I, II or III and 2.00 FTE Property Transfer Technician IV. All Districts.

Consent Agenda - Planning & Building Items:

18. Request to approve the appointment of Paul Hoover to the Agricultural Preserve Review Committee (APRC) as a regular member. All Districts.
19. Submittal of a resolution approving an Agreement for Mitigations for Lot Line Adjustment COAL 08-0145 with Kerry Mormann. District 3.

Consent Agenda - Public Works Items:

20. Request to approve an agreement with the San Luis Obispo County Office of Education for a cable TV Public, Education, and Government (PEG) Access Grant and authorize an associated budget adjustment in the amount of \$51,961. All Districts.
21. Submittal of bid opening report for FY 2014-15 Chip Seal, Various Roads, San Luis Obispo County, to award the subject contract to Telfer Highway Technologies, the lowest responsible bidder, in the amount of \$1,134,791. Districts 1, 2, 3 and 5.
22. Submittal of a resolution delegating authority to the Director of Public Works to enter into an encroachment permit issued by the State Department of Water Resources for crossing the State Water Project Facility adjacent to the Branch Mill Road Bridge Replacement project, Arroyo Grande. District 4.
23. Submittal of a resolution approving the Avila Beach Drive at Ontario Road Drainage Project and adopting the Mitigated Negative Declaration pursuant to Section 21000 et seq., of the California Public Resources Code (CEQA), and direct staff to proceed with associated project development activities. District 3.

Consent Agenda Public Works - Board Sitting as Flood Control District:

24. Submittal of a resolution to continue emergency contracting for Nacimiento Water Pipeline repairs and authorize the Director of Public Works to execute contracts up to \$275,000. District 1.

Consent Agenda - Sheriff - Coroner Items:

25. Submittal of a resolution to approve amending the Position Allocation List (PAL) in Fund Center 136 - Sheriff-Coroner to delete a 1.00 FTE CAL ID Program Coordinator position and add a 1.00 FTE Program Manager II position. All Districts.

Consent Agenda - Social Services Items:

26. Request to approve the Workforce Investment Act (WIA) subgrant agreement with the State of California for the receipt of Youth funds in the amount of \$755,828 and approve the plan for the FY 2014-15 WIA formula funds budget totaling \$2,033,857 and approve a resolution delegating signatory authority for all WIA administrative documents to the Social Services Director. All Districts.
27. Request to approve the appointment of Courtney Taylor to fill a business seat, Mark Simonin to fill a labor seat, and Pamela Avila to fill an economic development seat on the San Luis Obispo County Workforce Investment Board (WIB). All Districts.

Public Comment Period:

28. The general public comment period is intended to provide an opportunity for members of the public to address the Board on matters within the Board's purview that are not scheduled on the current agenda. Individuals interested in speaking are asked to fill out a "Board Appearance Request Form" and submit it to the Clerk of the Board prior to the start of general public comment. When recognized by the Chair, each individual speaker may address the Board and is limited to a MAXIMUM of three (3) minutes or a reasonable period of time as determined by the Board Chairperson.

Hearings:

29. Hearing to consider a resolution to approve the issuance of tax-exempt bonds not to exceed \$5,000,000 by the California Municipal Finance Authority (CMFA) for the Ocean View Manor Affordable Housing Project and execute a Joint Exercise of Powers Agreement (JPA) between the County and CMFA. All Districts.
30. Hearing to consider a resolution to approve the issuance of tax-exempt bonds not to exceed \$4,500,000 by the California Municipal Finance Authority (CMFA) for financing the Los Robles Terrace Affordable Housing Project and execute a Joint Exercise of Powers Agreement (JPA) between the County and CMFA. All Districts.

Board Business:

31. Receive and file a report on performance measures for Transitions Mental Health Association. All Districts.
32. Thirty-day update on current drought conditions and related management actions for Board's review of the continuing need for the March 11, 2014 proclamation of local emergency pursuant to Government Code section 8630. All Districts.

Closed Session Items:

33. I. PERSONNEL (Gov. Code, section 54957.) It is the intention of the Board to meet in closed session to: 1. Consider Public Employee Appointment for the Position of Director of Public Works.
- II. CONFERENCE WITH LABOR NEGOTIATOR (Gov. Code, section 54957.6.) It is the intention of the Board to meet in closed session to have a conference with its Labor Negotiator Tami Douglas-Schatz concerning the following employee organizations: 2. San Luis Obispo Government Attorney's Union; 3. SLOCEA-Trades and Crafts; and 4. Deputy County Counsel's Association.

**RECESS****1:30 REPORT ON CLOSED SESSION**

Presentations:

34. Submittal of a resolution commending Dustin Leno for his distinction of achieving Accredited Airport Executive (A.A.E.) status from the American Association of Airport Executives. All Districts.
35. Submittal of a resolution proclaiming August 2014 as "World Breastfeeding Awareness Month" in San Luis Obispo County. All Districts.

Board Business:

36. Submittal of a bid opening report for the Juvenile Hall Expansion project, located at 1065 Kansas Avenue, San Luis Obispo, and, contingent on State Department of Finance approval: (1) award the subject contract to Diani Building Corp., in the amount of \$15,277,000; (2) authorize budget adjustments for the project totaling \$16,787,364 to Fund Center 230-Capital Projects, including \$2,939,885 of new county funding; (3) authorize the General Services Agency Director, or her designee, to order construction changes or additions within the limits set by the Public Contract Code; (4) authorize the Auditor-Controller-Treasurer-Tax Collector to support cash flow requirements for the project; (5) authorize the Auditor-Controller-Treasurer-Tax Collector to execute an amended Certificate of Other Participating County Funding, if required by the state; and (5) to receive a project update. District 2.

Hearings - Public Works - Board Sitting as the Board of Supervisors and the Flood Control District

37. Submittal of resolutions approving the 2014 San Luis Obispo County Integrated Regional Water Management (IRWM) Plan (Clerk's File) and find that the project is exempt from Section 21000 et seq. of the California Public Resources Code (CEQA). All Districts.
38. WEEKLY REPORT OF ENVIRONMENTAL DOCUMENTS AVAILABLE FOR REVIEW

The purpose of the environmental review process is to provide information about the environmental effects of the actions and decisions made by the County, so that environmental considerations become a part of the decision making process. The following is a summary of the most recent determinations made by the County's Environmental Coordinator. The purpose of this listing is to notify the public of pending actions, which may affect the environment of San Luis Obispo County.

You are invited to participate in this process by reviewing and providing comments on the recommendations of the Environmental Coordinator. Your comments should be in writing and should be delivered to: Ellen Carroll, Environmental Coordinator, Department of Planning and Building, 976 Osos Street, Room 300, San Luis Obispo, Ca 93408-2040. For more information about the environmental review process, please write to the address above, call the Environmental Division of the Department of Planning and Building at (805) 781-5600, or review the environmental determination and other information on our website located at [www.sloplanning.org](http://www.sloplanning.org).

### Proposed Negative Declarations

A Negative Declaration is issued for projects that would not result in significant effects on the environment. In many cases, the project applicant has added mitigation measures to the project to reduce environmental impacts in order to qualify for a Negative Declaration. If you disagree with the issuance of a proposed Negative Declaration, you may provide comments or file a Request for Review (appeal) of the Negative Declaration. Requests for Review must be filed within two weeks of the date that the proposed Negative Declaration is posted and must address only environmental issues. There is a fee for the request. If you would like more information about this process, please contact the Environmental Coordinator.

For Week of July 24, 2014

### Paso Robles Area

Vina Robles Winery Conditional Use Permit. Request to allow for the construction of a two-phase wine processing facility. Phase I would include a two-story, 80,680 square foot (SF) winery, including; a wine processing facility; administrative space; kitchen area; barrel and case good storage area; lab; press and crush bay; restrooms; locker room; equipment maintenance room; break room; access improvements; water storage/wastewater storage ponds, and parking area. Phase II would include the development of a 21,680 square wine storage area. The proposed winery would produce a maximum of 100,000 cases annually. The project is not proposing any public wine tasting or special events. The proposed project is within the Agriculture land use category and is located on the southeast portion of the intersection of Priska Road and Union Road at 1150 Priska Road, immediately east of the City of Paso Robles. The site is in the Salinas River sub area of the North County planning area. ED14-007 (DRC2013-00009)

AUGUST 13, 2014

ITEM F

ATTACHMENT C

**COUNTY OF SAN LUIS OBISPO BOARD OF SUPERVISORS  
AGENDA ITEM TRANSMITTAL**

(1) DEPARTMENT Administrative Office	(2) MEETING DATE 8/12/2014	(3) CONTACT/PHONE Lisa Howe 781-5011	
(4) SUBJECT Thirty-day update on current drought conditions and related management actions for Board's review of the continuing need for the March 11, 2014 proclamation of local emergency pursuant to Government Code section 8630. All Districts.			
(5) RECOMMENDED ACTION It is recommended that the Board receive the thirty-day update on current drought conditions and related management actions establishing the need to continue the proclamation of local emergency due to drought conditions in San Luis Obispo County.			
(6) FUNDING SOURCE(S) N/A	(7) CURRENT YEAR FINANCIAL IMPACT \$0.00	(8) ANNUAL FINANCIAL IMPACT \$0.00	(9) BUDGETED? Yes
(10) AGENDA PLACEMENT <input type="checkbox"/> Consent <input type="checkbox"/> Presentation <input type="checkbox"/> Hearing (Time Est. ___) <input checked="" type="checkbox"/> Board Business (Time Est. <u>90 Minutes</u> )			
(11) EXECUTED DOCUMENTS <input type="checkbox"/> Resolutions <input type="checkbox"/> Contracts <input type="checkbox"/> Ordinances <input checked="" type="checkbox"/> N/A			
(12) OUTLINE AGREEMENT REQUISITION NUMBER (OAR) N/A		(13) BUDGET ADJUSTMENT REQUIRED? BAR ID Number: <input type="checkbox"/> 4/5 Vote Required <input checked="" type="checkbox"/> N/A	
(14) LOCATION MAP N/A	(15) BUSINESS IMPACT STATEMENT? No	(16) AGENDA ITEM HISTORY <input type="checkbox"/> N/A Date: <u>3/11/2014, 4/8/2014, 5/6/2014, 6/3/2014, 6/17/2014, 7/15/2014</u>	
(17) ADMINISTRATIVE OFFICE REVIEW			
(18) SUPERVISOR DISTRICT(S) All Districts.			



# County of San Luis Obispo



TO: Board of Supervisors

FROM: Administrative Office / Lisa Howe  
781-5011

DATE: 8/12/2014

SUBJECT: Thirty-day update on current drought conditions and related management actions for Board's review of the continuing need for the March 11, 2014 proclamation of local emergency pursuant to Government Code section 8630. All Districts.

## **RECOMMENDATION**

It is recommended that the Board receive the thirty-day update on current drought conditions and related management actions establishing the need to continue the proclamation of local emergency due to drought conditions in San Luis Obispo County.

## **DISCUSSION**

### **Background**

On March 11, 2014, the Board adopted a resolution proclaiming a local emergency due to drought conditions in San Luis Obispo County. Section 8630 of the California Government Code and County Code Chapter 2.80.070 (2) require that the Board of Supervisors review the need for continuing the local emergency at least every 30 days until such emergency is terminated. The Board also directed staff to return every 30 days to provide an update on the status of actions by the Drought Task Force, including a report on the analysis regarding local water conditions, local responses, conservation and outreach projects, and the State Water Project.

The last drought update was on July 15, 2014. This is the sixth update since the proclamation of a local emergency on March 11, 2014.

The Drought Task Force continues to meet to coordinate drought monitoring, impact assessments, responses to emergency health and human safety, and public communication and outreach. The task force prepared the Monthly Drought Update (Attachment 1) to inform the Board on current drought conditions and related management actions. Current drought conditions confirm the need to continue the proclamation of local emergency.

### **Current Conditions**

The latest U.S. Drought Monitor report released July 31, 2014 indicates San Luis Obispo County remains at the D4 – Exceptional Drought intensity rating (Attachment 2). All of California is at a level D-2 Severe Drought or worse. Precipitation levels throughout the county remain at approximately 34% of average annual totals. Local reservoir levels remain significantly lower than the average percentage capacity for this time of year including: Nacimiento 19% (70,505 acre feet); Lopez 50% (24,521 acre feet); Salinas 29% (6,882 acre feet); and Whale Rock 50% (19,575 acre feet) of capacity (Attachment 3).

Statewide precipitation, snowpack and reservoir levels remain very low. Monsoonal moisture has been present off and on in recent weeks although thus far only a few sprinkles have been produced. Precipitation is expected to remain below average and San Luis Obispo remains among the worst County in this category in the western U.S. It would take an exceptionally wet winter to erase the effects of the long term drought. A near normal amount of precipitation will help recover in the short term, but it would take several such years to recharge reservoirs in the state's water supply system.

## **Impacts**

As drought impacts continue to evolve affecting different parts of the county in varying degrees. Agricultural conditions continue to deteriorate due to lack of moisture. Water availability or quality has changed in the past 60 days. Quality issues of final products associated with lack of adequate irrigation water and increased salinity in the rootzone are developing. Harvests are occurring earlier than normal because of the warm weather conditions and some growers are waiting to stump trees until after fruit is harvested. Another dry year would be catastrophic for some in these industries as additional ground would have to be idled potentially leading to unemployment issues.

Due to drought conditions, above normal large fire potential will continue across the state into summer. Forecasts indicated that the County of San Luis Obispo will have an above normal fire potential from July to October. In order to reduce potential ignitions CAL FIRE San Luis Obispo continues to suspend all burning permits and open fires within the State Responsibility Areas and within the Local Responsibility Area under contract with CAL FIRE.

Negative economic impacts continue to mount due to drought conditions. In addition to economic impacts to agricultural producers, drought-related job losses are continuing to increase across the state. The State's Labor & Workforce Development Agency requested that all local workforce boards provide real time information on the workforce impacts of the drought. To date, there have been no reported business closures or reduction in workforce to report from the current network of individuals in San Luis Obispo County to the Social Services Office. However, some growers responding to the Agricultural Producer Survey indicated that they have had to lay off employees and continued drought could potentially result in growers going out of business. The county along with the Department of Social Services continues to explore options for collecting drought impact data and increasing survey response numbers.

## **Conservation Efforts**

### County Facilities

General Services Agency continues to lead water conservation efforts at county facilities. To date, Facility Services has retrofitted 29 buildings with low-flow fixtures, saving an estimated 2,500 gallons per week. In addition, water efficiency measures for County facilities, parks, and golf were reviewed through PG&E's Sustainable Turnkey Solutions program. The report is currently under review by staff.

### State Water Board: Mandatory Water Conservation

On July 29, 2014, an emergency regulation to increase conservation practices for all Californians went into effect. The new conservation regulation targets outdoor urban water use. With this regulation, all Californians are expected to stop: washing down driveways and sidewalks; watering of outdoor landscapes that cause excess runoff, using a hose to wash a motor vehicle, unless the hose is fitted with a shut-off nozzle, and using potable water in a fountain or decorative water feature, unless the water is recirculated.

## **Emergency Actions**

### Integrated Regional Water Management Grant Application

As stated in the May 6 Drought Update, Senate Bill 104 appropriated \$200 million of existing Proposition 84 Integrated Regional Water Management (IRWM) grants to be awarded by the Department of Water Resources in an expedited drought relief funding round. Five projects were recommended by the Regional Water Management Group for inclusion in the IRWM grant application and subsequently endorsed by the Water Resources Advisory Committee.

### Cambria Community Services District (CSD)

Cambria Community Services District (CSD) notified County OES that a monitoring well had dropped below the three foot level. Due to permitting issues, once the well drops below the three foot level the CSD is required to stop using a well downstream that is currently being used for community water supply. The CSD submitted a petition to the State Water Resources Control Board requesting a waiver to be allowed to drop the monitoring well level to two feet. County OES contacted Cal OES requesting assistance with getting the waiver request approved as soon as possible. County OES sent a request to Cal OES, which was sent up to Cal OES headquarters. Cal OES in turn worked with two State agencies to help with expediting the request.

As noted when the proclamation was made, the proclamation continues to provide authority for unforeseen needed actions. As also noted, proclamation provides a statement to State and Federal agencies of the seriousness of the County's situation.

#### **County Water Systems One Year Look-Ahead**

The Department of Public Works prepared a summary memorandum (Attachment 4) to provide an outline of the department's approach to managing, over the next 12 months, County operated water systems and related issues. As the National Weather Service's twelve month temperature and precipitation forecasts show an "Equal Change" of above or below normal temperatures, and an "Equal Chace" of above or below normal rainfall for the central coast, a one year look-ahead is necessary for planning efforts. The memorandum describes the status, issues, plans, and concerns for each of the major sub regions of the County, where the Department of Public Works provides either retail or wholesale water supply services, followed by a preliminary State Water delivery discussion, the status of efforts in the Chorro Valley, and recent relevant legislative proposals and water regulations.

#### **Recommendation**

Staff recommends that the Board review and receive the attached update. The report highlights the existence of continuing drought conditions in San Luis Obispo County. Review of this update by the Board fulfills the Board's duty to review the need to continue the proclamation of a local emergency due to the existence of drought conditions pursuant to Government Code section 8630. No other Board action is necessary. (Note: Any regulations issued because of the local drought emergency would be subject to Board approval. The local emergency proclamation adopted by the Board on March 11, 2014, will remain in effect until terminated by your Board.)

#### **OTHER AGENCY INVOLVEMENT/IMPACT**

At the onset of the Governor's declaration and under the direction of the County Administrative Officer, a County Drought Task Force was formed. The Drought Task Force is comprised of multiple County departments, including: Administrative Office, County Office of Emergency Services, Public Works Department, General Services Agency, County Fire, County Agricultural Commissioner, County Planning and Building, Farm Advisor, County Health Agency, and County Counsel. All member departments provided input for this report.

County OES continues to be in in regular contact with Cal OES to receive and provide situation status information.

The Public Works Department continues to coordinate with local water purveyors and cities.

Public Health is coordinating with relevant State agencies, including the State California Department of Public Health and Emergency Medical Services Authority Health Coordination Center.

#### **FINANCIAL CONSIDERATIONS**

The long-term financial impact on the local economy, including the demand on County and other legal agency services, cannot be forecast at this time. The County continues to track drought-related costs. As of July 30, 2014, tracked labor costs associated with the drought total \$170,625.

#### **RESULTS**

Accepting the update prepared by the Drought Task Force, which establishes the existence of conditions of drought, confirms the need to continue the proclamation of a local emergency. Maintaining the proclamation of local emergency will continue to allow for the Public Works Department and other agencies to take immediate actions needed by allowing temporary reduction of certain regulatory and purchasing requirements. This will also permit County staff to assist in drought-related work and tasks outside their normal scope of duties in the capacity of Disaster Service Workers under Government Code section 3100. In addition, acceptance of the update from the Task Force, confirms the continuing existence of severe drought conditions and will also serve as notice to the State of our dire conditions and a reminder to all of the serious drought conditions facing the County and State.

**ATTACHMENTS**

Attachment 1: Monthly Drought Update 7-15-2014

Attachment 2: U.S Drought Monitor Map

Attachment 3: SLO Reservoir Conditions

Attachment 4: Memorandum One-Year Outlook



**Monthly Drought Update  
August 12, 2014  
San Luis Obispo County**

Note: Information provided in this update varies by date.

**CURRENT CONDITIONS**

**U.S. Drought Monitor Status:**

The latest U.S. Drought Monitor report released July 31, 2014 indicates San Luis Obispo County remains at the **D4 – Exceptional Drought intensity rating**. All of California is at a level D-2 Severe Drought or worse with more than 58 percent of the state in a D4 – Exceptional Drought rating.

**San Luis Obispo County Precipitation Totals (in inches):**

Community	Rainfall Total Received From Last Update (7/1/2014 to 7/28/2014)	Rainfall Last Year (7/1/13 to 6/30/14)	Avg. Annual Rainfall	% of Avg. Annual Rainfall
Nipomo South (730)	0.00	4.65	16.00	29%
Lopez Dam (737)	0.00	8.62	21.00	41%
SLO Reservoir (749)	0.00	8.50	25.00	34%
Los Osos Landfill (727)	0.00	6.81	20.00	34%
Cambria (717)	0.00	7.01	22.00	32%
Rocky Butte (703)	0.00	11.85	39.00	30%
Santa Margarita (723)	0.00	8.62	26.00	33%
Salinas Dam (719)	0.00	7.44	23.00	32%
Atascadero (711)	0.00	5.67	18.00	32%
Templeton (762)	0.00	6.22	14.70	42%
Paso Robles (city)	0.03	6.13	14.33	43%
Hog Canyon (709)	0.00	3.98	16.00	25%

Source: [www.slocountywater.org](http://www.slocountywater.org) County of San Luis Obispo-City of Paso Robles Website

**Near-term Outlook for Precipitation:**

Monsoonal moisture has been present off and on in recent weeks although thus far only a few sprinkles have been produced. The higher humidity during these periods has dampened the fire danger somewhat and fortunately, lightning has been nearly absent in SLO County this summer. Precipitation is expected to remain below average and San Luis Obispo remains among the worst County in this category in the western U.S.

**Reservoir Levels (% of capacity):**

Note: Historical averages calculated using data from the following time frame:

Nacimiento: 1959 – 2013; Lopez: 1994-2013; Salinas: 1987-2013; and Whale Rock: 1985-2013.

Reservoir	% of Capacity	Current Acre Feet Storage	Updated
Nacimiento	19%	70,505	7/24/2014
Lopez	50%	24,521	7/28/2014
Salinas	29%	6,882	7/25/2014
Whale Rock	50%	19,575	7/23/2014

Source: [www.slocountywater.org](http://www.slocountywater.org) County of San Luis Obispo

## **STATE WATER**

**Status:** The Department of Water Resources (DWR) continues to deliver State Water "Carryover" water for 2014 and DWR has increased its allocation for South of Delta Service Contractors from 0% to 5%. The Flood Control District is maximizing State Water deliveries to Zone 3 agencies.

**Actions:** The Public Works Department continues to coordinate with DWR regarding State Water Deliveries. Discussions are taking place regarding the Chorro Valley institutions and long-term drought planning if State Water deliveries decrease in 2015 and/or a shutdown of the system.

## **VULNERABLE WATER SYSTEMS**

There have been no new updates regarding vulnerable water systems throughout the county since the July 15, 2014 report.

### **County Service Areas (CSA's):**

#### **Santa Margarita (CSA 23)**

- Drought response level remains at ALERT status.
- Primary pumping is from shallow well No. 4. Deep well No. 3 is available for use if needed to supplement well No. 4.
- An emergency water supply project connecting Santa Margarita to Atascadero Mutual Water Company is being pursued through the Integrated Regional Water Management (IRWM) drought expedited implementation grant process. The board approved this project on June 17, 2014 to be included in the IRWM drought grant application.

#### **Shandon (CSA 16)**

- Two wells currently provide all water to the Shandon community.

#### **Cayucos (CSA 10A)**

- Supply is available from Whale Rock and one on - site well. Staff has given a presentation to the Advisory Committee and business groups regarding conserving this supply.

#### **Avila Valley (CSA 12)**

- Adequate supply is available from Lopez and State water "carryover" water sources for this year.

### **Chorro Valley Institutions (CMC, Animal Services, Sheriff, County Operations, Camp San Luis, Cuesta College, County Office of Education):**

- 2014 State water carryover water is available and being provided.
- An interconnection between the existing Nacimiento Water Project pipeline and the existing Salinas pipeline is being pursued through the State's drought emergency funds. The board approved this project on June 17, 2014 to be included in the IRWM drought grant application.
- The existing distribution system is being evaluated to assure water losses are minimized.

### **Non-County Operated:**

#### **City of Morro Bay**

Status: Emergency inter-tie with Chorro Valley and desal permit.

#### **Cambria Community Services District**

Status: Emergency San Simeon Creek Brackish Water Supply Project-Started Construction.

#### **San Simeon Community Services District**

Status: Proposed recycled water project part of June 17, 2014 IRWM drought application.

#### **Heritage Ranch Community Services District**

Status: The Nacimiento River is the only available water source for the community of Heritage Ranch. The emergency inter-tie agreement between the Flood Control District and the CSD was part of June 17, 2014 drought application.

#### **Rural Paso Robles residents**

Status: Continue to identify water trucking options and outreach efforts.

## **IMPACTS**

### **Agricultural Impacts:**

#### University of California Cooperative Extension (UCCE) Agricultural Producer Survey

The UCCE agricultural producer survey continues to seek input about the effects of the drought on the local agricultural industry. The monthly survey is sent to producers, local agricultural organizations and

## Attachment 1

UCCE Farm Advisors representing a wide variety of crops and livestock providing a good picture of on-the-ground conditions and impacts from the drought.

The latest survey results indicate agricultural conditions continue to deteriorate due to lack of moisture. The input below is paraphrased from comments collected by the survey, but indicates an increasing level of concern.

Livestock producers are reporting that conditions are the same or worse. Water availability or quality has changed in the past 60 days. None of the livestock industry respondents indicated that employees had been laid off, and one noted that economic impacts would depend on whether other sources of income were available. When asked about the impacts of another low rainfall year, producers responded that it would be devastating for SLO County, and for California, in terms of availability of water and forage.

Avocado growers continue to "stump" or cut trees back. Availability or quality of water has changed in the past 60 days. Harvests are occurring earlier than normal because of the warm weather conditions and some growers are waiting to stump trees until after fruit is harvested. Some growers have had to lay off employees. Continued drought would result in growers losing trees or going out of business.

Nursery and Vegetable producers indicated that conditions are unchanged or worse. Water availability or quality has changed in the past 60 days. Quality issues of final products associated with lack of adequate irrigation water and increased salinity in the rootzone are developing. Another dry year would be catastrophic for some in these industries as additional ground would have to be idled potentially leading to unemployment issues.

Grape growers are finding that conditions are unchanged or worse. Water availability or quality has changed in the past 60 days. Another dry year would shift conditions from a crisis to a disaster.

Dr. Bill Tietje, UCCE Oak Rangelands Specialist, notes that trees and wildlife continue to be severely impacted by the current drought. Some oak trees, especially those on sites with shallow soils and south exposure, are dying. Many wildlife populations have reduced recruitment. This will affect money received from hunting licenses and income from hunting programs on ranches. The Cooperative Extension Office continues to receive calls regarding Valley Oaks. Large Valley Oaks have a predilection to drop limbs and perhaps for the whole tree to drop. The theory, related by Jack Foott, former Extension Horticulture Advisor in San Luis Obispo, is that on hot, dry summer days a Valley Oak will close its stomata to conserve water while its roots continue to soak up what water they can. This causes water to build up in the trunk and limbs. Apparently, the extra weight can cause limbs (and maybe the whole tree) to break, by some reports as though the tree "exploded". This agrees with recent literature on the topic, albeit no cause-and-effects study has been done. Dr. Tietje notes that from an evolutionary perspective, perhaps dropping limbs is the valley oak's strategy for protecting its seedlings. Seedlings are more likely to grow up when growing among dead limbs than if out in the open. This phenomenon is more prevalent during this drought.

### **Fire Danger:**

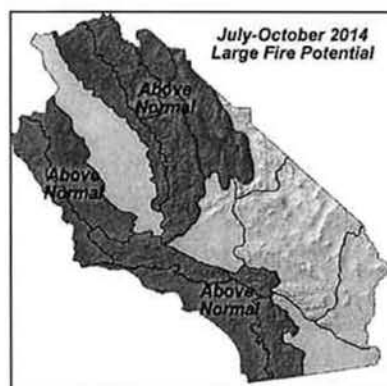
#### Fire Danger

As shown in the illustration to the right, forecasts indicate the County of San Luis Obispo will have an above normal large fire potential from July to October. To date, CAL FIRE has responded to **3,562 fires** across the State since January 1, burning **37,840 acres**. This year's fire activity is well above the year-to-date average of 2,619 wildfires and 34,192 acres burned. This past week, CAL FIRE responded to over 200 new wildfires.

#### Live Fuel Moisture (LFM)

*(LFM is the moisture content of live vegetation expressed as a percentage of the oven-dry weight.)*

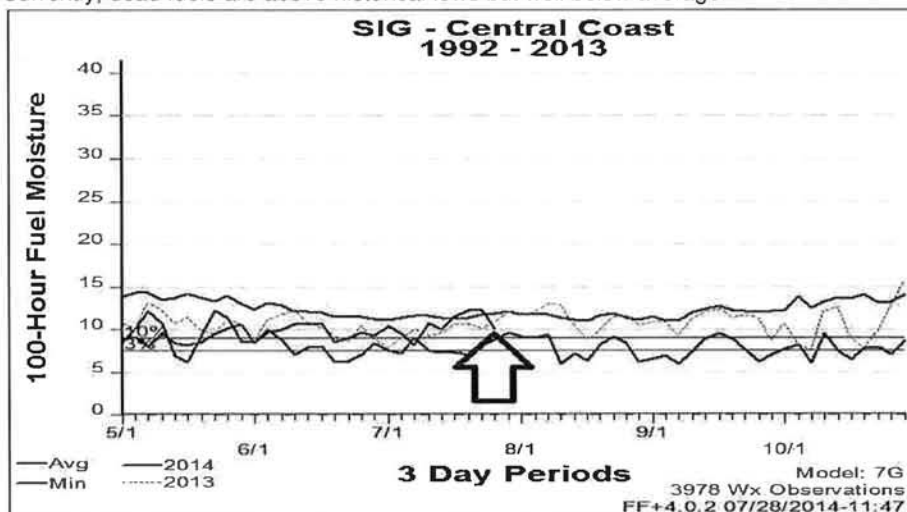
The normal downward summer trend continues and in most areas, LFM is at or near historical lows. Many deciduous shrub species such as black sage and poison oak received enough moisture this spring to undergo a growth cycle. The new foliage produced during this growth cycle is now dead and has significantly increased the amount of dead flashy fuel ready to burn.



Dead Fuel Moisture

*(The moisture content of dead organic fuels is another important component of the relative fire danger. As with LFM above, dead fuel moisture levels are a good indicator of how likely fuels are to ignite and how intensely they will burn. 100-hr fuel refers to vegetation between 1 and 3 inches in diameter and 1000-hr fuel is 3-6 inches. When the fuel moisture content is low, fires start easily and will spread rapidly.)*

Currently, dead fuels are above historical lows but well below average.

Temperatures/Relative Humidity (RH)

Monsoonal influences in July increased relative humidity and cloud cover during some periods. Above average temperatures occurred on roughly half of the days in July. Hot weather contributes to higher fire danger on a daily basis while also increasing the cumulative drying of the live and dead fuels, thereby increasing the fire danger.

Energy Release Component (ERC)

*(ERC is an index related to how hot a fire could burn. It is directly related to the 24-hour, potential worst case, total available energy (BTUs) at the head of a fire. The ERC can serve as a good characterization of fire season as it tracks seasonal fire danger trends well. ERC has low variability, and is the best fire danger component for indicating the effects of intermediate to long-term drying on fire behavior.)*

Currently, ERC values are well above average approaching record high levels.

**Economic:**

Drought-related job losses are continuing to increase across the state. The State's Labor & Workforce Development Agency requested that all local workforce boards provide real time information on the workforce impacts of the drought. As such, the Department of Social Services, on behalf of the San Luis Obispo County Workforce Investment Board, is collecting information from local employers to collect the number of layoffs, business closures, and Rapid Response actions occurring in our local area. To date there have been no reported business closures or reduction in workforce to report from the current network of individuals in San Luis Obispo County. The Department of Social Services is currently exploring options for collecting the data.

**STATE & FEDERAL KEY ACTION ITEMS FROM LAST MONTH**State Water Board: Mandatory Water Conservation

On July 29, 2014, an emergency regulation to increase conservation practices for all Californians went into effect. The new conservation regulation targets outdoor urban water use. In some areas of the State, 50 percent or more of daily water use is for lawns and outdoor landscaping. With this regulation, all Californians are expected to stop: washing down driveways and sidewalks; watering of outdoor landscapes that cause excess runoff; using a hose to wash a motor vehicle, unless the hose is fitted with



## Attachment 1

a shut-off nozzle, and using potable water in a fountain or decorative water feature, unless the water is recirculated. The regulation, adopted by the State Water Board July 15, and approved by the Office of Administrative Law July 28, mandates minimum actions to conserve water supplies both for this year and into 2015.

### Economic Loss Loans

Cal OES is reminding local agencies that the U.S. SBA has economic loss loans available to non-agriculture businesses that have lost business and revenue due to the drought. County OES is sending out a reminder news release and social media messaging locally and posting the information on their web site.

## **COUNTY DROUGHT TASK FORCE KEY ACTION ITEMS FROM LAST MONTH**

### **County Office of Emergency Services:**

San Luis Obispo County OES continues to provide weekly drought situation reports situation through the State's online reporting system and through ongoing weekly conference calls.

### Learning Event

On Thursday July 17, 2014, local and state agencies participated in an Immediate Water Shortage Learning Event: A Table Top Discussion Exercise. Participating agencies included the Department of Water Resources, State Water Quality Control Board, California Water/Wastewater Agency Response Network, Cal OES, Cal Fire, County Public Works, Public Health, County Agriculture, Oceano CSD, Cambria CSD, Templeton CSD, Atascadero City, Atascadero Mutual Water District, City of Paso Robles, Fire Cities Fire Authority, Camp Roberts, PG&E Diablo Canyon, American Red Cross, and County OES. The event simulated a number of scenarios such as a local community running out of water with the purpose to help those within the San Luis Obispo County Operational Area in understanding local and state resources and authorities and how to make emergency requests should sudden events occur related to the loss of water.

### Local Coordination

County OES reached out directly to local special districts water purveyors and cities to gather additional cost information related to the drought. Cal OES is gathering cost information from all counties. If statewide costs reach a certain threshold the state may qualify for federal disaster funding. At this time, Cal OES would request that the President make a federal drought disaster declaration.

### **Emergency Actions:**

Cambria Community Services District (CSD) notified County OES that a monitoring well had dropped below the three foot level. Due to permitting issues, once the well drops below the three foot level the CSD is required to stop using a well downstream that is currently being used for community water supply. The CSD submitted a petition to the State Water Resources Control Board requesting a waiver to be allowed to drop the monitoring well level to two feet. County OES contacted Cal OES requesting assistance with getting the waiver request approved as soon as possible. County OES sent a request to Cal OES, which was sent up to Cal OES headquarters. Cal OES in turn worked with two State agencies to help with expediting the request.

### **County Facilities Usage & Conservation Actions:**

General Services Agency has taken the following actions:

- Fixture Replacement: To date, a total of 29 buildings have been retrofitted with low-flow fixtures, saving an estimated 2,500 gallons per week.
- Water Audit: Water audit site visit was conducted in July with focus on water efficiency opportunities County facilities, parks, and golf. The report is currently under review by staff.
- Energy and Water Manager Professional Services Contract: Proposals for Energy and Water Manager professional services contract were received, negotiations are in progress, and it is estimated that a contract will be awarded in September.

### **Drought Contingency Planning:**

County Health, the Public Works Department, and CAL FIRE/County Fire continue to develop plans to ensure there is adequate supply of water for firefighting and domestic water use in the event that a community does not have enough water. A request to complete a drought survey has been sent to 150 small public water systems (199 service connections or fewer) regulated by Public Health. To date, 85 small public water systems have completed the survey. The result of each survey received has been

## Attachment 1

categorized into three categories; Watch, Vulnerable, and Critical. The information from the 85 systems has been placed into a GIS map for contingency planning. Public Health continues to work on obtaining data for the remaining water systems that have not returned the survey.

### **County Public Outreach Actions:**

The Public Works Department continues to work with agencies affected by the drought and provide educational presentations to interested parties. Conservation mailers have been sent to retail customers.

In an effort to raise awareness about water supply issues and communicate the call for a 20% voluntary reduction in water usage, the County continues to examine multiple channels of communication for water conservation outreach efforts. As previously reported, the task force is currently examining the following tools to communicate the importance of water conservation.

- Tool #1: Local Collaboration
- Tool #2: Website Marketing & Social Media
- Tool #3: Water Purveyor Outreach (use water bill as the first-line educational tool)
- Tool #4: Public Service Announcements (PSAs)
- Tool #5: News Media
- Tool #6: Advertising

### **DROUGHT RELATED WEBSITES FOR MORE INFORMATION**

State's Water Conservation Campaign; Save our Water ([www.saveourh2o.org](http://www.saveourh2o.org))

California's Drought Information Clearinghouse; Drought.CA.Gov ([ca.gov/drought/](http://ca.gov/drought/))

California Department of Food and Agriculture; Drought information ([www.cdfa.ca.gov/drought/](http://www.cdfa.ca.gov/drought/))

California Department of Water Resources; Current Water Conditions ([www.water.ca.gov/waterconditions/drought/](http://www.water.ca.gov/waterconditions/drought/))

California State Water Resources Control Board; Water Rights, Drought Info and Actions

([www.swrcb.ca.gov/waterrights/water\\_issues/programs/drought/index.shtml](http://www.swrcb.ca.gov/waterrights/water_issues/programs/drought/index.shtml))

California Department of Public Health; Drinking Water CDPH Drinking Water Program

([www.cdph.ca.gov/programs/pages/dwp.aspx](http://www.cdph.ca.gov/programs/pages/dwp.aspx))

USDA Disaster and Drought Assistance Information; USDA Programs

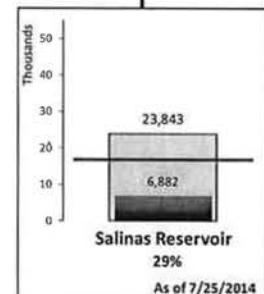
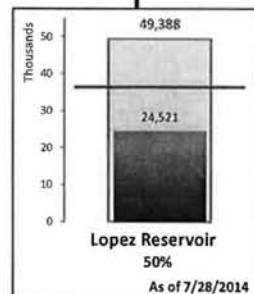
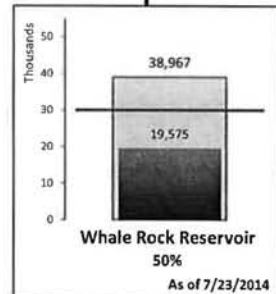
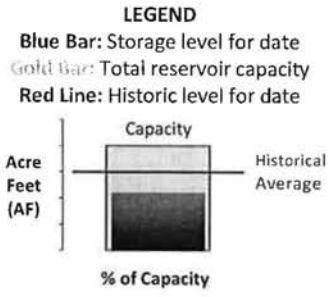
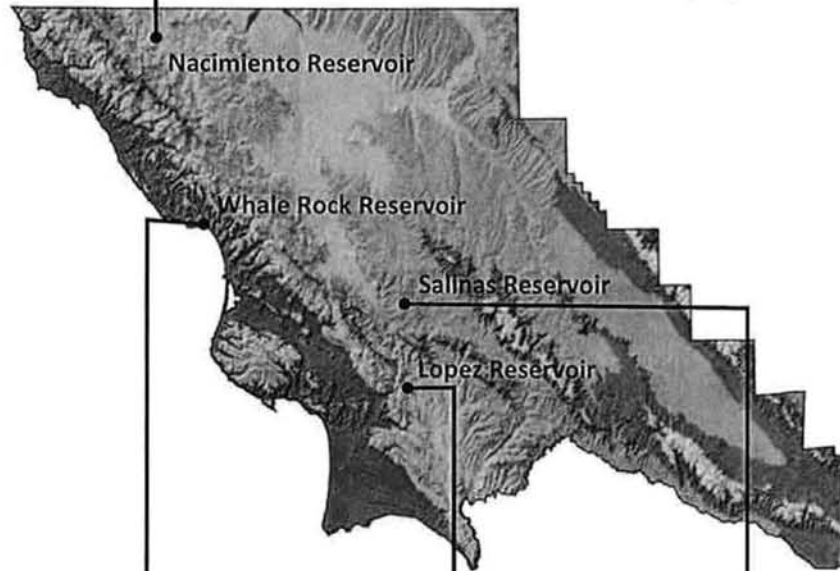

([usda.gov/wps/portal/usda/usdahome?navid=DISASTER\\_ASSISTANCE](http://usda.gov/wps/portal/usda/usdahome?navid=DISASTER_ASSISTANCE))

UC Cooperative Extension Drought Information Resources; Drought Information Resources;

[cesanluisobispo.ucanr.edu/Drought\\_Information/](http://cesanluisobispo.ucanr.edu/Drought_Information/)

# San Luis Obispo County RESERVOIR CONDITIONS

July 2014





## SAN LUIS OBISPO COUNTY DEPARTMENT OF PUBLIC WORKS

County Government Center, Room 206 • San Luis Obispo CA 93408 • (805) 781-5252

Fax (805) 781-1229

email address: [pwd@co.slo.ca.us](mailto:pwd@co.slo.ca.us)

### **Memorandum**

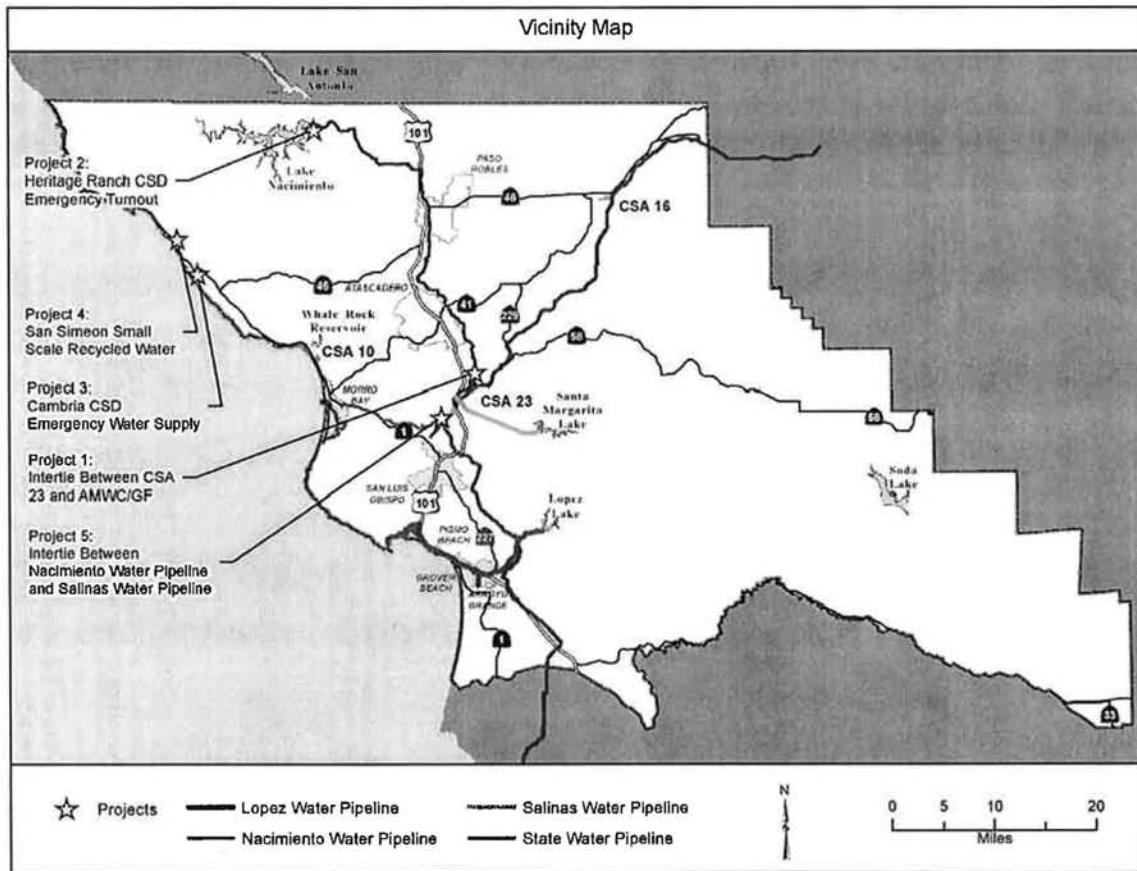
**Date:** July 28, 2014  
**To:** Dan Buckshi, County Administrative Officer  
**From:** Mark Hutchinson, Deputy Director  
**VIA:** Dave Flynn, Interim Director of Public Works  
**Subject:** County Water Systems One Year Look-Ahead

#### **Introduction**

The purpose of this summary memorandum is to provide an outline of the Department of Public Works' approach to managing, over the next twelve months, County operated water systems and related issues.

The State Drought Monitor shows that all of California remains in drought conditions, with the central part of the state in Exceptional Drought conditions. The National Weather Service's twelve month temperature and precipitation forecasts show an "Equal Chance" of above or below normal temperatures, and an "Equal Chance" of above or below normal rainfall for the central coast. Therefore, our approach is based on a continuation of the drought at its current extent and depth. At the same time, our plans need to remain flexible as conditions and assumptions will likely change. Key variables include precipitation amounts both locally and statewide, the condition of local groundwater sources and delivery systems, water related infrastructure conditions, and local water use rates.

The following describes the status, issues, plans, and concerns for each of the major sub regions of the County, where the Department of Public Works provides either retail or wholesale water supply services, followed by a preliminary State Water delivery discussion, the status of efforts in the Chorro Valley, and recent relevant legislative proposals and water regulations.



### A. South County

The County operates the Lopez Water system as Zone 3 of the Flood Control and Water Conservation District (District). County Service Area 12 is a Zone 3 contractor and in turn subcontracts water in the Avila Beach and Avila Valley area. All other water systems in the south County are managed by incorporated cities, Community Services Districts (CSDs), and private entities.

The Zone 3 system stores, treats and deliveries an average of 4,530 acre feet of potable urban water annually, as shown in the table below. Downstream releases of 4,200 acre feet per year into Arroyo Grande Creek account for 48% of the reservoir's 8,730 acre feet per year safe yield.

ZONE 3 WATER PROJECT CONTRACTORS		
Contractor	Entitlement in Acre Feet/Year	% Share
City of Arroyo Grande	2,290	26
City of Pismo Beach	896	10
City of Grover Beach	800	9
Oceano Community Services District	303	3
County Service Area 12 (Avila & Avila Valley)	241	3
<b>Sub Totals</b>	<b>4,530</b>	<b>52</b>
Downstream Releases	4,200	48
<b>Total</b>	<b>8,730</b>	<b>100</b>

In addition, the County delivers up to 2,392 acre feet per year of State Water to six contractors through the distribution system.

SOUTH COUNTY STATE WATER SUB CONTRACTORS	
Contractor	Entitlement in Acre Feet/Year
City of Pismo Beach	1,240
Oceano Community Services District	750
San Miguelito Mutual Water Company	275
Avila Beach Community Services District	100
Avila Valley Mutual Water Company	20
San Luis Coastal Unified School District	7
<b>Total</b>	<b>2,392</b>

Issues

The south county relies on three primary water sources: groundwater, surface water stored in the Lopez Reservoir, and State Water. In the Nipomo mesa area, where the primary water purveyor is the Nipomo CSD, the only supply for the various water companies and individual private wells is groundwater, drawn almost exclusively from the Santa Maria Groundwater Basin. The recent adjudication of the Basin concluded that additional water was needed in the Nipomo Mesa area to offset higher rates of groundwater pumping, however, a project to move water from the Santa Maria area to the Nipomo Mesa is not yet completed. There is some evidence of a groundwater level decline under the Mesa that may be affecting groundwater levels in the lower Arroyo Grande valley area.

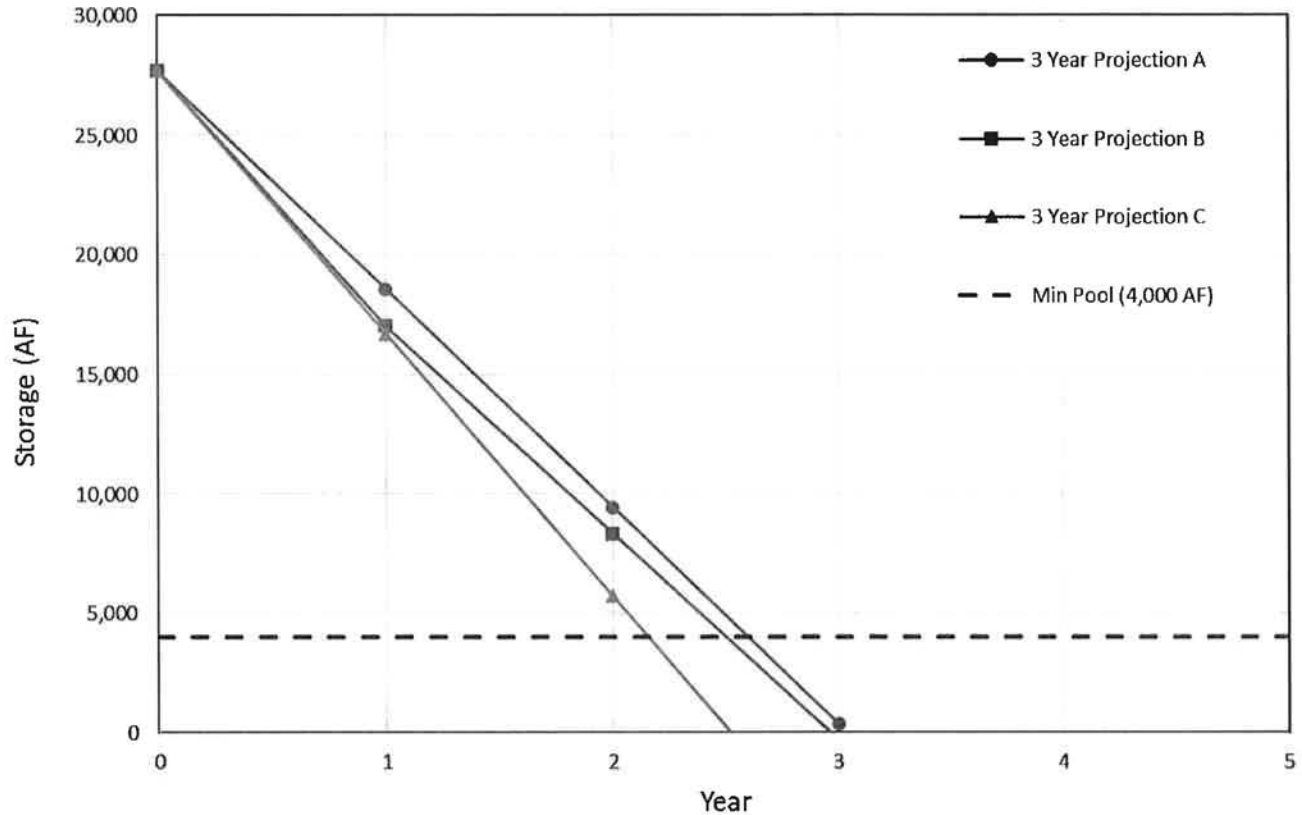
## Plans

In recent years the urban agencies in Zone 3 have required approximately 8,250 acre feet of water per year (15% groundwater, 25% State Water, 60% Lopez Water). In response to declining groundwater levels, the Zone 3 member agencies have proposed reducing their groundwater pumping to the greatest degree possible in order to protect the groundwater basin from seawater intrusion. Lopez Lake is currently just under 50% of storage capacity, and over the past five years has delivered a total of 2,327 acre feet below the annual safe yield (that is, 2,327 acre feet of water has been saved in the lake over the last five years). Therefore, the agencies have requested additional deliveries from Lopez Lake to offset reduced groundwater pumping. At the same time the agencies will have exhausted the majority of their State Water supplies (see following section on State Water).

The current approach is to make additional supplies from Lopez Lake available to the Zone 3 agencies. Also, the District has sufficient "carryover" State Water to meet the majority of the agencies' normal State Water allotments. The combination of additional Lopez supplies, District carryover State Water, and continued and enhanced conservation on the part of the community should meet Zone 3 needs for the coming year.

The following table illustrates three different storage projection scenarios for Lopez Lake. All three scenarios assume that the drought will continue unabated at the same level as the recently completed water year (April 1<sup>st</sup> through March 31<sup>st</sup>). The scenarios differ on the amount of water used to offset reductions in groundwater pumping and the loss of State Water. Scenario "A" illustrates the results if Lopez Lake delivers an extra 750 acre feet annually to the Zone 3 contractors; scenario "B" delivers 2,327 acre feet extra in the first year, and lesser amounts thereafter, and scenario "C" delivers 2,650 extra each year (enough to offset all groundwater pumping and State Water deliveries). Note that "Years" on the horizontal scale refers to the Lopez Water Year (4/1 – 3/31) with year "0" being April 1<sup>st</sup>, 2014.

## Lopez Lake Storage Projection Scenarios (Updated 6/17/2014)



NOTE: a) Projection A assumes reservoir operated consistent with 2013/2014 water year  
 b) Projection B uses alternative surplus methodology & delivery of all resulting water  
 c) Projection C assumes Lopez offsets groundwater and State Water supplies (2,650 AF)

### Concerns

It is not clear at this time if the Lopez pipeline distribution system is capable of delivering the full amount of additional water needed. In 2013/14 the system was able to deliver 750 acre feet above entitlements; it remains to be seen if amounts above 2,000 are achievable. If not, then the default is additional conservation and/or additional groundwater pumping.

Downstream releases from Lopez Dam, necessary to supply agricultural, groundwater recharge, and environmental demands, have averaged 3,600 acre feet over the last five years. Volumes below this amount would have immediate impacts on agricultural irrigation between the dam and the City of Arroyo Grande, as the groundwater basin is typically very shallow.



Should drought conditions continue unabated into 2016, State Water would likely be unavailable due to anticipated future deliveries set at zero, most carryover supplies exhausted, and/or the ability to operate the system to deliver small volumes). Lopez Lake is projected to be at near 10,000 acre feet in storage at the end of 2015 (6,000 acre feet deliverable). Groundwater levels will have continued to decline, although at a slower rate. Consequently, Zone 3 agencies would require the highest level of water conservation and be dependent on higher groundwater pumping rates, with an attendant higher potential for groundwater intrusion.

## **B. Coastal**

The County operates the Cayucos Water Treatment Plant in Cayucos as County Service Area 10 (CSA10). The plant treats water for local water purveyors, including the Morro Rock Mutual Water Company, the Paso Robles Beach Water Association, County Service Area 10A (CSA10A), and other smaller entities. CSA10A delivers water to the southern portion of the community of Cayucos.

Other water systems in the coastal area are operated by public and private entities, including the San Simeon Community Services District, the Cambria Community Services District, the City of Morro Bay, the Los Osos Community Services District, Golden State Water Company, and S&T Mutual Water Company.

### Issues

The County operated CSA10 Water Treatment Plant and CSA10A water distribution systems are operating efficiently and supplying all necessary water amounts. Water is provided by Whale Rock Reservoir, and from the Nacimiento Water project via an exchange agreement with the City of San Luis Obispo. Whale Rock Reservoir is at 50% total storage with about 19,000 acre feet. Total water demand in Cayucos is under 350 acre feet per year.

### Plan

CSA10A per capita water use rates are among the lowest in the County at 75 gallons per day (Statewide average is 197, central coast average is 147). The current approach is to continue water conservation programs, move ahead with the new water storage tank, and implement new State requirements for reduced outdoor watering.

### Concerns

Several other water systems in the coastal area have severe water supply conditions. Both San Simeon and Cambria have rigorous water conservation measures in place, and both are seeking funding for emergency water supply projects through the Integrated Regional Water Management Plan grant program.

The City of Morro Bay is dependent on imported water from the State Water project, with a sweater desalination plant as emergency backup. The City has more than adequate supplies in storage in the State Water project, but the ability of that system to deliver relatively small amounts of water in 2016 is uncertain.

Los Osos is entirely dependent on groundwater, with ongoing seawater intrusion posing a supply threat. A draft groundwater management plan has been developed, but not yet adopted or implemented by the three water purveyors in the community.

The County's ability to provide water supply options to coastal areas other than Cayucos is nearly non-existent as there are no infrastructure connections between these communities and any available alternate supplies.

### **C. North County**

The County operates two retail and two wholesale water systems in the north County. The two retail water systems are County Service Area 16 (CSA16) in Shandon and County Service Area 23 (CSA23) in Santa Margarita. The two wholesale systems are the Nacimiento Water Project and the Salinas Water Project.

#### Issues

CSA16 in Shandon is dependent entirely on groundwater. A new water tank and water system loop connections completed since the late 1990's provide system reliability. No issues are projected for CSA16 in the coming year(s). CSA23 in Santa Margarita is dependent entirely on groundwater. A new water tank and water system upgrades recently completed provide system reliability. However, local groundwater supplies are limited. The community is currently on "alert" status, with water conservation strongly encouraged. In the event well levels drop ahead of pre-determined rates, actions to require reduced water use will be brought before the Board for adoption. An intertie between CSA23 and the Atascadero Mutual Water Company is being pursued as an Integrated Regional Water Management Plan grant project.

Heritage Ranch is dependent on gallery wells at the base of Nacimiento Dam. Without sufficient river flows (i.e. downstream releases from the Nacimiento Reservoir) the gallery wells will not function. The Heritage Ranch CSD has developed and is moving forward with a project to construct an emergency turnout on the Nacimiento Water line, which lies across the river from the CSD's river intake infrastructure. Agreements with the Nacimiento Commission to construct and operate the project are nearly complete. The project is also seeking funding through the Integrated Regional Water Management Plan grant program.

The Nacimiento Water project currently has five subcontractors as shown below:

<b>NACIMIENTO WATER PROJECT CONTRACTORS</b>		
<b>Contractor</b>	<b>Entitlement in Acre Feet/Year</b>	<b>% Share</b>
City of Paso Robles	4,000	23
City of San Luis Obispo	3,380	19
Atascadero Mutual Water Company	2,000	11
Templeton Community Services District	250	1
County Service Area 10A (Cayucos)	25	.1
<b>Sub Total</b>	<b>9,655</b>	<b>55</b>
Unallocated Reserve	6,095	35
Lakeside Users	1,750	10
<b>Total</b>	<b>17,500</b>	<b>100</b>

The project's overall 17,500 acre foot per year water right represents less than 5% of the reservoirs 377,900 acre foot capacity. The downstream delivery contracts represent less than 2% of the reservoirs capacity. At the same time, San Luis Obispo County's water right applies to the last available 17,500 acre feet in storage, essentially a first in last out status. Combined with the size and location of the watershed above the dam, the long term availability of the full 17,500 acre feet is highly reliable. As a result, since the north County municipalities added Nacimiento to their already strong groundwater supplies, and the City of San Luis Obispo added Nacimiento to their multi-source portfolio, all of the Nacimiento contractors are in a good water supply position. However, like all man-made systems, while robust the infrastructure of the Nacimiento project is vulnerable to various types of failures, including the most recent leak in the main line, which is currently under repair.

The Salinas Project (Santa Margarita Lake) is owned by the Army Corps of Engineers and operated by the County for the benefit of the City of San Luis Obispo, which holds the water right permit dating from the 1940's. The City uses water from this system as part of a portfolio approach to water management, that is, the City has multiple water sources. As a result, the amount of water in storage in Santa Margarita Lake (6,900 acre feet at 29% capacity) is not indicative of the City's water supply status.

Plan

County operated water systems in the north County, both wholesale and retail, are projected to be in a secure position for the next twelve months, although as noted above CSA 23/Santa Margarita may move to a move restrictive conservation status. A new State

Water turnout to serve CSA16 is anticipated to be constructed in early 2015, deliveries may be initially limited or non-existent.

Concerns

The difficult issue in the north County is the relationship between declining water levels in the Paso Robles Groundwater Basin and the reserve water (6,095 acre feet/year) in the Nacimiento Reservoir. While there is no hydrologic connection between the two, that is, the stored water would not otherwise benefit the groundwater basin, the proximity of the water and the problem areas is clear. Both the City of Paso Robles and the Atascadero Mutual Water Company have already taken action to allow water haulers to purchase potable water from their systems for delivery to are users whose wells have gone dry. While beneficial, trucking water highlights the basic physical issue, which is that infrastructure (pumps and pipelines) necessary to move Nacimiento Water to specific areas of the Paso Robles Groundwater Basin does not exist. Compounding the concern is the high cost of new infrastructure, the basic requirement to recover the costs from the beneficiaries of a project, the ongoing discussions about a governance structure to manage the effort, and the relationship between any new users and the investments already made by existing users.

Nevertheless, the County is moving forward on developing information and involving the public in these conversations through the Paso Robles Groundwater Basin Advisory Committee, the Supplemental Water Supply Options Feasibility Study, and Computer Model Update, all following already completed information studies developed for the Paso Robles Groundwater Basin.

**D. State Water**

The District contracts for 25,000 acre feet per year of State Water. Of that amount, 4,830 acre feet has been subcontracted/allocated to 11 participants (including the County). Several of those participants have purchased additional "brought buffer" water, totaling 4,897 acre feet. Normal allocations plus drought buffer totals 9,727, which leaves 15,273 acre feet unallocated. When State Water deliveries drop below 20%, agencies rely on "carryover" water (unused allocations) stored in the State Water system. By the end of this calendar year, individual agency carryover will be insufficient to meet full allocation amounts for all but two local agencies. At the same time, the District, because of the unallocated amount, is projected to have 2,256 acre feet of carryover available. The following table illustrates current and projected State Water conditions for 2015 based on zero allocations from the State:

PRELIMINARY STATE WATER DELIVERY FOR 2015						
Project Participant	Table A Amount	Carryover to 2015	Deliveries 2015			Remaining
			Agency Carryover	District Carryover	Total Projected Deliveries	
City of Morro Bay	1313	2144	1151	0	1151	993
CMC	400	20	20	335	355	0
County Ops Center	425	21	21	100	121	0
Cuesta College	200	11	11	109	120	0
City of Pismo Beach	1240	202	202	898	1100	0
Oceano CSD	750	38	38	750	788	0
San Miguelito MWC	275	395	130	0	130	265
Avila Beach CSD	100	0	0	40	40	0
Avila Valley MWC	20	0	0	20	20	0
San Luis Coastal USD	7	3	3	4	7	0
Shandon	100	0	0	0	0	0
SUBTOTAL	4830	2834	1576	2256	3832	1258
SLOCOFC&WCD	20170	2256				0
TOTAL	25000	5090				

2015 State Water Deliveries are preliminary at this time because of the following:

- Deliveries from the State Water Project may change, depending on precipitation amounts
- Local State Water contractors have not yet fully reviewed the proposal
- Other local water supply conditions may necessitate changes in deliveries to meet basic human health and safety needs

The preliminary State Water delivery schedule for 2015 is not based solely on a "percentage of allocation". While such an approach may be considered more "fair", this preliminary delivery schedule is focused on using District carryover water to mitigate the effects of the current drought. Consideration is given to the overall water supply available to each participant both for the coming year, and as best can be predicted, through 2016. Criteria and assumptions used to develop the preliminary delivery proposal include:

- Zero State Water Deliveries for 2015

- Water stored in the State's San Luis Reservoir may not be deliverable beyond 2015 due to system issues related moving extremely small amounts of water, therefore it is appropriate to move stored water into the County during 2015
- Availability and condition of individual agencies' overall water supplies
- Ability to access available supplies beyond 2015

**E. Chorro Valley**

In the Chorro Valley, the County delivers State Water to three subcontractors and Nacimiento Water to the City of San Luis Obispo. Also, the Chorro Valley contains several important County and State public institutions, and is the location where four of the major water systems in the County intersect (State Water, Whale Rock, Nacimiento, and Salinas).

Issues

The Chorro Valley is heavily reliant on State Water. If State Water deliveries continue to be curtailed, supplemental water will be required to support the public institutions in the valley.

CHORRO VALLEY WATER SUPPLY & CONSUMPTION 2013			
Source	Amount (Acre feet)	User	Amount (Acre feet)
State Water Project	892	CMC	764
Whale Rock Reservoir	215	Camp San Luis Obispo	114
Groundwater Wells	31	San Luis Obispo County	123
		Cuesta College	123
<b>TOTALS</b>	<b>1138</b>		<b>1124</b>

These institutions not only provide vital services to the entire County, they also provide several hundred head of household jobs. While it may be possible to relocate services, move inmates to other locations, and suspend educational opportunities, the economic and related social impacts to the County would likely be substantial. Consequently, ensuring a continued supply of water sufficient to operate these facilities is vital.

Plan

An intertie between the Salinas pipeline and the Nacimiento pipeline above the Chorro Valley is being pursued as an Integrated Regional Water Management Plan grant project.

However, the intertie could not be operational until late 2015. Sufficient carryover State Water exists to provide approximately 600 acre feet to the Chorro Valley, resulting in a deficit of 300 acre feet. The expectation is the California Department of Corrections and Rehabilitation (CDCR) can complete deferred maintenance and potential upgrades to the California Men's Colony (CMC) water treatment plant in order to increase that plant's reliability and production to provide the additional water, using water currently stored in Whale Rock Reservoir.

### Concerns

Assuming no available State Water in 2016 will require additional reliance on local supplies and treatment capability. It may be possible to exchange a portion of the City of San Luis Obispo's Whale Rock water for additional Nacimiento water, relying on CMC treatment capacity, to offset lost State Water. This approach would avoid potential operational and water treatment issues associated with mixing Nacimiento and Salinas water in the City of San Luis Obispo's water treatment plant, which could occur under some intertie scenarios.

However, exchange opportunities are dependent on the amount of available Whale Rock water and coordination with the member agencies of the Whale Rock Commission (City of San Luis Obispo, CMC, and Cal Poly). Without State Water, the need to avoid unacceptable reductions in water security for Whale Rock agencies will necessitate the use of the intertie, as Nacimiento will be the only available source of water for Chorro Valley institutions.

### **F. New Legislation and Regulation**

Immediately relevant legislation and regulation being tracked by staff includes AB1739 (Dickinson) and SB1168 (Pavley). These bills would require enhanced requirements for local groundwater management plans. Emergency regulations adopted by the State Water Resources Control Board require enhanced urban water conservation and prohibit water waste by all users.

The Dickenson and Pavely groundwater bills would alter the requirements for an "AB 3030" plan, that is, groundwater management plans. Although the County has already embarked on updating the AB303 Plan already adopted for the Paso Robles Groundwater Basin, both bills would require a different approach, including forming agreements with all public agencies that manage water over a particular basin. As final decisions on these bills is expected before the end of the year, we have delayed a full scale work effort on the Paso Robles Groundwater Management Plan pending the outcome. Instead, staff efforts are focused on support for the Paso Robles Basin Advisory Committee.

The recently adopted emergency regulations are focused on limiting outdoor irrigation and reducing water waste. For the County's three retail systems, new ordinances limiting outdoor watering to no more than two days per week are required, and are under development.

AUGUST 13, 2014

ITEM F

ATTACHMENT D





# Fact Sheet

## Mandatory Water Conservation Regulation Go Into Effect

An emergency regulation to increase conservation practices for all Californians will go into effect shortly. The new conservation regulation targets outdoor urban water use. In some areas of the State, 50 percent or more of daily water use is for lawns and outdoor landscaping. This regulation establishes the minimum level of activity that residents, businesses and water suppliers must meet as the drought deepens and will be in effect for 270 days unless extended or repealed.

### **Prohibitions for ALL urban water users in California:**

- The application of potable water to any driveway or sidewalk.
- Using potable water to water outdoor landscapes in a manner that causes runoff to adjacent property, non-irrigated areas, private and public walkways, roadways, parking lots or structures.
- Using a hose that dispenses potable water to wash a motor vehicle, unless the hose is fitted with a shut-off nozzle.
- Using potable water in a fountain or decorative water feature, unless the water is recirculated. Recycled water is not mandated, but encouraged for fountain use.

### **Requirements for Urban Water Suppliers (serving >3000 connections):**

- Implement water shortage contingency plans to a level where restrictions on outdoor irrigation are mandatory.
- Urban water suppliers without a plan, or without an adequate plan, must either mandate that outdoor irrigation be reduced to no more than twice a week or implement other mandatory use restrictions that provide a comparable level of savings.
- Report monthly water production beginning August 15. Include an estimate of the gallons per capita per day used by residential customers beginning with the October 15 report.

### **Requirements for Other Water Suppliers (serving <3000 connections):**

- Mandate that outdoor irrigation be reduced to no more than twice a week or implement other mandatory use restrictions that provide a comparable level of savings.



CALIFORNIA ENVIRONMENTAL PROTECTION AGENCY  
STATE WATER RESOURCES CONTROL BOARD  
1001 I Street, Sacramento, CA 95814 • 916-341-5254 • Mailing Address: P.O. Box 100, Sacramento, CA 95812-0100 • [www.waterboards.ca.gov](http://www.waterboards.ca.gov)



## Assessing Compliance

- Individual Prohibitions – evaluating alleged violations and taking enforcement action is primarily a local discretionary action.
- Water Suppliers – compliance will be evaluated based on multiple factors including implementation of the required actions, the content of the monthly reports (Urban Water Suppliers), and other relevant information.

## Tips for Implementing the New Regulations

- Notify and educate staff, ratepayers and the community at large about the prohibitions.
- Inform ratepayers of the requirements of the stage of the Water Shortage Contingency Plan required by the regulations.
- Access the water conservation resources clearinghouse, a partnership of the State of California and the Association of California Water Agencies at either <http://www.saveourh2o.org/> or <http://saveourwater.com/>

## Contact Information

- Report State Agency water waste at <http://www.saveourh2o.org/report-water-waste>
- Contact the State Water Board's drought hotline for questions on drought-related activities including general questions on the emergency regulations: (916) 341-5342.

More information on the emergency regulation can be found at the [Conservation Regulation Portal](#).

*(This fact sheet was last updated July 29, 2014)*

AUGUST 13, 2014

ITEM F

ATTACHMENT E

Si necesita asistencia en Español, tenemos representantes de servicio al cliente disponibles para ayudarle cuando lo solicite, por favor llame al número 1-800-999-4033.

**NOTICE OF APPLICATION FILING FOR A GENERAL RATE INCREASE BY  
GOLDEN STATE WATER COMPANY  
(APPLICATION NO. 14-07-006)  
SANTA MARIA SERVICE AREA**

JUL 28 2014  
NIPOMO COMMUNITY  
SERVICES DISTRICT

On July 15, 2014, Golden State Water Company (GSWC) filed their General Rate Case (GRC), Application 14-07-006, with the California Public Utilities Commission (CPUC). The application filing by GSWC requests to increase rates over a three-year period for service in 2016, 2017, and 2018. GSWC is requesting authorization to increase revenues over current revenue in the Santa Maria service area by \$402,200 (or 3.64 percent) for 2016, by \$470,900 (or 4.09 percent) in 2017, and \$474,600 (or 3.94 percent) in 2018.

The CPUC requires GSWC to submit a GRC on a three-year cycle. This rate application covers the period for 2016, 2017, and 2018. The CPUC will render a final decision and the amount approved by the CPUC could vary from the original request by GSWC.

GSWC's Santa Maria Service Area serves approximately 13,100 customers in all or portions of the cities of Santa Maria, San Luis Obispo and vicinity, San Luis Obispo and Santa Barbara Counties.

**SUMMARY**

If the proposed application is approved by the CPUC, the average residential customer with a 5/8 x 3/4" meter using 18 Ccf would see a monthly bill increase of \$2.51 (or 4.95 percent), from \$50.78 to \$53.29 in 2016, a monthly bill increase of \$2.21 (or 4.15 percent), from \$53.29 to \$55.50 in 2017, and a monthly bill increase of \$2.19 (or 3.95 percent), from \$55.50 to \$57.70 in 2018, excluding any applicable surcharges.

GSWC also proposes to modify the existing residential tariff from a 3-tier usage rate to a 4-tier usage rate to promote conservation. Additionally, GSWC proposes to set the non-residential usage rate for metered service at the second tier rate of the residential tariff, instead of the existing first tier rate. This may alter some customers' current rates. More information regarding this will be provided in a future bill insert.

GSWC also proposes to establish a connection fee, which will be based on meter size, in GSWC's Santa Maria service area that would apply on a prospective basis to new developments. This is being requested as a pilot program to be reevaluated in GSWC's next GRC, which is expected to be filed in July 2017.

In accordance with CPUC guidelines GSWC proposes new service charge rates for non-residential customers with dual-purpose meters that are larger than otherwise necessary due to fire sprinkler systems that are served from the same meter.

**PRIMARY DRIVERS OF RATE INCREASE**

The increases in revenue are due in part to increases in the following: 1) purchased power, 2) outside services expenses, 3) labor expenses, 4) customer billing supplies 5) pension and benefit expenses. GSWC is also forecasting several decreases in some business operating areas including federal income tax, other operating expenses, and allocated general office costs.

**FOR FURTHER INFORMATION AND TO OBTAIN A COPY OF THE APPLICATION**

A copy of GSWC's Application No. 14-07-006, and related exhibits, may be reviewed at GSWC's Santa Maria Customer Service Area Office located at 2330 A St., Unit A, Santa Maria, California 93455, between the hours of 8:00 a.m. to 5:00 p.m. The application may also be reviewed at the

CPUC's Central Files Office between the hours of 8:00 a.m. to noon daily in San Francisco, at 505 Van Ness Avenue, San Francisco, California 94102.

**If you need additional information, you may visit [www.gswater.com](http://www.gswater.com) or call GSWC's 24-hour Customer Service Center; toll free, at 1-800-999-4033, TTY 1-877-933-9533.**

### **CPUC PROCESS**

This application will be assigned to an Administrative Law Judge (Judge) who will determine how to receive evidence and other related documents, necessary for the CPUC to establish a record upon which to base its decision. Evidentiary Hearings (EHs) may be held where utilities, consumer advocacy groups, and other entities which have been given official status as "parties," will present their testimony and may be subject to cross-examination by other parties. These EHs are open to the public, but only those who are parties may participate. The hearings and documents submitted in the proceeding become part of the formal record. The Judge relies upon the formal record when writing a proposed decision to present to the Commissioners for their consideration.

After considering all proposals and all evidence presented during the formal hearing process, the assigned Judge will issue a proposed decision, determining whether to adopt GSWC's request, modify it, or deny it. Any CPUC Commissioner may sponsor an alternate decision. The proposed decision, and any alternate decisions, will be discussed and voted upon at a scheduled Commission Voting Meeting.

### **STAY INFORMED**

If you would like to follow this proceeding, or any other issue before the CPUC, you may use the CPUC's free subscription service. Sign up at: <http://subscribecpuc.cpuc.ca.gov/>.

**If you have been given official party status, formal protests to this application must be formally filed with the CPUC's Docket Office no later than August 14, 2014.** Hard copies must be addressed to CPUC Docket Office, 505 Van Ness Ave., San Francisco, California 94102. If you wish to file electronically you can do so through the following link <http://efile.cpuc.ca.gov/thin/cp.exe>.

If you would like to learn how you can participate in the proceeding, or if you have informal comments or questions about the CPUC processes, you may access the CPUC's Public Advisor's Office (PAO) webpage at [www.cpuc.ca.gov/puc](http://www.cpuc.ca.gov/puc) and click on "Public Advisor" from the CPUC Information Menu. You may also contact the PAO as follows:

Write: CPUC Public Advisor's Office, Room 2103  
505 Van Ness Avenue  
San Francisco, CA 94102

Email: [public.advisor@cpuc.ca.gov](mailto:public.advisor@cpuc.ca.gov)

Phone: 1-866-849-8390 (toll-free) or 1-415-703-2074  
1-866-836-7825 (toll-free) or TTY 1-415-703-5282

Please reference **GSWC's GRC Application No. 14-07-006** in any communications you have with the Commission regarding this matter. All public comments will become part of the public correspondence file for this proceeding and made available for review for the assigned Judge, the Commissioners, and appropriate CPUC staff.

### **GOLDEN STATE WATER COMPANY**

7/23/14