

Harold Snyder  
P.O. Box 926  
Nipomo, CA 93444  
(805) 929-2455 H

August 11, 2004


Nipomo Community Services District  
148 Wilson Street  
P.O. Box 326  
Nipomo, CA 93444

(805) 929-1133 Phone  
(805) 929-1932 Fax

Dear Doug Jones:

I am requesting a current copy of NCSD's Pumping amounts and well standing water levels for January 1<sup>st</sup> 1990 to August 11<sup>th</sup> 2004. (the last copies of the reports were titled Nipomo Community Services District Gross Well Production and Nipomo Community Services District Well Report Static Water Depth)

Thank You



Harold Snyder

Hand Delivered.

RECEIVED


AUG 11 2004

NIPOMO COMMUNITY  
SERVICES DISTRICT

# NIPOMO COMMUNITY

## BOARD MEMBERS

MICHAEL WINN, PRESIDENT  
JUDITH WIRSING, VICE PRESIDENT  
ROBERT BLAIR, DIRECTOR  
CLIFFORD TROTTER, DIRECTOR  
LARRY VIERHEILIG, DIRECTOR



# SERVICES DISTRICT

## STAFF

DOUGLAS JONES, GENERAL MANAGER  
JON SEITZ, GENERAL COUNSEL  
DAN MIGLIAZZO, UTILITY SUPERVISOR

---

148 SOUTH WILSON STREET POST OFFICE BOX 326 NIPOMO, CA 93444 - 0326  
(805) 929-1133 FAX (805) 929-1932 Email address gm@nipomocsd.com

---

August 12, 2004


Harold Snyder  
P.O. Box 926  
Nipomo, CA 93444

## PUBLIC DOCUMENT REQUEST

The documents you requested in your public records request dated August 11, 2004, identified in your request as "Nipomo Community Services District Gross Well Production and Nipomo Community Services District Well Report Static Water Depth" is ready for pick up. The copy charge is \$2.10.

Sincerely,

NIPOMO COMMUNITY SERVICES DISTRICT



Doug Jones  
General Manager

publicdocuments\snyder54.doc

# NIPOMO COMMUNITY SERVICES DISTRICT WATER WELL DEPTHS

|                 | 3/8/04 | 3/31/04 | 6/7/04   | 6/29/04 | 8/3/04  |  |  |  |
|-----------------|--------|---------|----------|---------|---------|--|--|--|
| EUREKA          | 166    | X 211   | 169.88   | 166     | X 175.3 |  |  |  |
| BEVINGTON       | 305    | 319     | X 399.15 | X 410   | X 367.2 |  |  |  |
| OMIYA           | 322    | 310     | 316.84   | 301     | 305.3   |  |  |  |
| OLYMPIC         | 314    | 324     | 302.57   | 301     | 288.8   |  |  |  |
| SAVAGE          | 82     | N/A     | N/A      | 64      | 75      |  |  |  |
| CHURCH          | X 122  | X 77    | 92.19    | 99      | 87.6    |  |  |  |
| VIA CONCHA      | N/A    | 335     | X 325.67 | X 328   | X 332.6 |  |  |  |
| SUNDALE         | X 257  | X 259   | X 258.36 | X 236   | X 267.6 |  |  |  |
| DANA #1 (MANDI) | 272    | 369     | N/A      | 297     | 300     |  |  |  |
| DANA #2 (CHEY)  | 236    | 275     | N/A      | N/A     | N/A     |  |  |  |
| HERMRECK        | N/A    | N/A     | N/A      | N/A     | N/A     |  |  |  |
| BLACKLAKE #3    | 265    | N/A     | 305.73   | 290     | N/A     |  |  |  |
| BLACKLAKE #4    | X 328  | 369     | X 362.0  | X 365   | X 371   |  |  |  |

WATERWELL DEPTHS.XLS

**NIPOMO COMMUNITY SERVICES DISTRICT  
GROSS WELL PRODUCTION  
JANUARY 1, 2004 TO DECEMBER 31, 2004**

| TOWN DIVISION     |                    |                    |                   |                    |             |                |                  |             |             |             | SUBTOTAL           | BYPASS            | TOTAL              | TOTAL          |        |
|-------------------|--------------------|--------------------|-------------------|--------------------|-------------|----------------|------------------|-------------|-------------|-------------|--------------------|-------------------|--------------------|----------------|--------|
|                   | EUREKA             | VIA CONCHA         | BEVINGTON         | SUNDALE            | OMIYA       | OLYMPIC        | CHURCH           | KNOLLWOOD   | DANA(MANDI) | DANA(CHEY)  | TOTAL GALLONS      | TO BLACKLAKE      | GALLONS TOWN       | ACRE FEET TOWN |        |
| JANUARY           | 6,270,750          | 7,374,700          | 0                 | 25,268,250         | 0           | 0              | 0                | 0           | 0           | 0           | 0                  | 38,913,700        | 0                  | 38,913,700     | 119.47 |
| FEBRUARY          | 9,210,872          | 1,196,052          | 0                 | 23,158,080         | 0           | 0              | 1,478,048        | 0           | 0           | 0           | 0                  | 35,043,052        | 0                  | 35,043,052     | 107.58 |
| MARCH             | 17,967,708         | 6,732              | 0                 | 28,662,612         | 0           | 0              | 6,068,524        | 0           | 0           | 0           | 0                  | 52,705,576        | 0                  | 52,705,576     | 161.81 |
| APRIL             | 24,857,820         | 9,477,160          | 7,078,000         | 28,044,016         | 0           | 0              | 2,256,716        | 0           | 0           | 0           | 0                  | 71,513,712        | 0                  | 71,513,712     | 219.55 |
| MAY               | 13,967,404         | 31,206,560         | 10,781,152        | 30,120,464         | 0           | 0              | 0                | 0           | 0           | 0           | 0                  | 86,075,580        | -1,738,352         | 84,337,228     | 258.92 |
| JUNE              | 16,643,748         | 31,006,096         | 15,049,760        | 30,475,016         | 0           | 0              | 0                | 0           | 0           | 0           | 0                  | 93,174,620        | -680,680           | 92,493,940     | 283.96 |
| JULY              | 14,865,000         | 32,301,632         | 14,906,144        | 27,150,904         |             | 108,268        | 0                | 0           | 0           | 0           | 0                  | 89,331,948        |                    | 89,331,948     | 274.25 |
| AUGUST            |                    |                    |                   |                    |             |                |                  |             |             |             |                    | 0                 |                    | 0              | 0.00   |
| SEPTEMBER         |                    |                    |                   |                    |             |                |                  |             |             |             |                    | 0                 |                    | 0              | 0.00   |
| OCTOBER           |                    |                    |                   |                    |             |                |                  |             |             |             |                    | 0                 |                    | 0              | 0.00   |
| NOVEMBER          |                    |                    |                   |                    |             |                |                  |             |             |             |                    | 0                 |                    | 0              | 0.00   |
| DECEMBER          |                    |                    |                   |                    |             |                |                  |             |             |             |                    | 0                 |                    | 0              | 0.00   |
| <b>TOTAL M.G.</b> | <b>103,583,302</b> | <b>112,568,932</b> | <b>47,815,056</b> | <b>192,879,342</b> | <b>0</b>    | <b>108,268</b> | <b>9,803,288</b> | <b>0</b>    | <b>0</b>    | <b>0</b>    | <b>466,758,188</b> | <b>-2,419,032</b> | <b>464,339,156</b> | <b>1425.52</b> |        |
| <b>TOTAL AF</b>   | <b>318.00</b>      | <b>345.59</b>      | <b>146.79</b>     | <b>592.14</b>      | <b>0.00</b> | <b>0.33</b>    | <b>30.10</b>     | <b>0.00</b> | <b>0.00</b> | <b>0.00</b> | <b>1432.95</b>     | <b>-7.43</b>      | <b>1425.52</b>     | <b>0.00</b>    |        |

| BLACKLAKE DIVISION |                   | SUBTOTAL          | BYPASS           | TOTAL             | TOTAL               |
|--------------------|-------------------|-------------------|------------------|-------------------|---------------------|
| BL #3              | BL #4             | TOTAL GALLONS     | FROM TOWN        | GALLONS BL        | ACRE FEET BLACKLAKE |
| JANUARY            | 0                 | 7,075,000         | 0                | 7,075,000         | 21.72               |
| FEBRUARY           | 0                 | 6,148,164         |                  | 6,148,164         | 18.87               |
| MARCH              | 0                 | 9,575,896         | 0                | 9,575,896         | 29.40               |
| APRIL              | 2,831,180         | 10,003,004        | 0                | 12,834,184        | 39.40               |
| MAY                | 9,997,020         | 7,193,516         | 1,738,352        | 18,928,888        | 58.11               |
| JUNE               | 7,580,755         | 10,015,346        | 680,680          | 18,276,781        | 56.11               |
| JULY               | 7,660,268         | 10,627,135        |                  | 18,287,403        | 56.14               |
| AUGUST             |                   | 0                 |                  | 0                 | 0.00                |
| SEPTEMBER          |                   | 0                 |                  | 0                 | 0.00                |
| OCTOBER            |                   | 0                 |                  | 0                 | 0.00                |
| NOVEMBER           |                   | 0                 |                  | 0                 | 0.00                |
| DECEMBER           |                   | 0                 |                  | 0                 | 0.00                |
| <b>TOTAL M.G.</b>  | <b>28,069,223</b> | <b>60,638,061</b> | <b>2,419,032</b> | <b>91,126,316</b> | <b>279.76</b>       |
| <b>TOTAL AF</b>    | <b>86.17</b>      | <b>186.16</b>     | <b>7.43</b>      | <b>279.76</b>     | <b>0.00</b>         |

| TOTAL TOWN AND BLACKLAKE |                    |                   |                    |                |
|--------------------------|--------------------|-------------------|--------------------|----------------|
| TOWN                     | BLACKLAKE          | TOTAL GALLONS     | TOTAL ACRE FEET    |                |
| JANUARY                  | 38,913,700         | 7,075,000         | 45,988,700         | 141.19         |
| FEBRUARY                 | 35,043,052         | 6,148,164         | 41,191,216         | 126.46         |
| MARCH                    | 52,705,576         | 9,575,896         | 62,281,472         | 191.20         |
| APRIL                    | 71,513,712         | 12,834,184        | 84,347,896         | 258.95         |
| MAY                      | 84,337,228         | 18,928,888        | 103,266,116        | 317.03         |
| JUNE                     | 92,493,940         | 18,276,781        | 110,770,721        | 340.07         |
| JULY                     | 89,331,948         | 18,287,403        | 107,619,351        | 330.39         |
| AUGUST                   | 0                  | 0                 | 0                  | 0.00           |
| SEPTEMBER                | 0                  | 0                 | 0                  | 0.00           |
| OCTOBER                  | 0                  | 0                 | 0                  | 0.00           |
| NOVEMBER                 | 0                  | 0                 | 0                  | 0.00           |
| DECEMBER                 | 0                  | 0                 | 0                  | 0.00           |
| <b>TOTAL M.G.</b>        | <b>464,339,156</b> | <b>91,126,316</b> | <b>555,465,472</b> | <b>1705.28</b> |
| <b>TOTAL AF</b>          | <b>1425.52</b>     | <b>279.76</b>     | <b>1705.28</b>     | <b>0.01</b>    |

NIPOMO COMMUNITY SERVICES DISTRICT  
 GROSS WELL PRODUCTION  
 JANUARY 1, 2003 - DECEMBER 31, 2003

|                      | EURKEA             | BEVINGTON         | OMYIA         | OLYMPIC       | SAVAGE      | CHURCH            | VIA CONCHA         | SUN DALE           | SUBTOTAL<br>TOTAL GALLONS | TOWN<br>SUBTOTAL<br>TOTAL ACRE FT | BYPASS TO<br>BLACKLAKE<br>TOTAL GALLONS | BYPASS TO<br>BLACKLAKE<br>ACRE FEET | TOTAL GALLONS<br>TOWN | TOTAL ACRE FT<br>TOWN | BLACKLAKE #3      | BLACKLAKE #4      | BYPASS           | SUBTOTAL<br>BL TOTAL GAL | SUBTOTAL<br>TOTAL ACRE FT | GRAND TOTAL<br>GALLONS | GRAND TOTAL<br>ACRE FEET |
|----------------------|--------------------|-------------------|---------------|---------------|-------------|-------------------|--------------------|--------------------|---------------------------|-----------------------------------|---|-------------------------------------|-----------------------|-----------------------|-------------------|-------------------|------------------|--------------------------|---------------------------|------------------------|--------------------------|
| JANUARY              | 22,555,340         | 18,586,000        | 5,236         | 0             | OFF         | 0                 | 11,968             | 540,056            | 41,699,200                | 128.02                            | 0                                       | 0.00                                | 41,699,200            | 128.02                | 876,000           | 7,483,000         | 0                | 8,359,000                | 25.66                     | 50,058,200             | 153.68                   |
| FEBRUARY             | 26,018,432         | 3,300,000         | 5,984         | 15,708        | OFF         | 0                 | 23,936             | 7,965,452          | 37,329,512                | 114.60                            | 0                                       | 0.00                                | 37,329,512            | 114.60                | 798,000           | 5,947,000         | 0                | 6,745,000                | 20.71                     | 44,074,512             | 135.31                   |
| MARCH                | 20,800,184         | 519,000           | 0             | 0             | OFF         | 4,716,888         | 20,467,524         | 0                  | 46,503,796                | 142.77                            | 0                                       | 0.00                                | 46,503,796            | 142.77                | 1,392,000         | 8,311,000         | 0                | 9,703,000                | 29.79                     | 56,206,796             | 172.55                   |
| APRIL                | 18,891,488         | 1,755,000         | 0             | 0             | OFF         | 5,856,092         | 22,705,504         | 1,114,520          | 50,322,604                | 154.49                            | 0                                       | 0.00                                | 50,322,604            | 154.49                | 2,794,000         | 8,708,000         | 0                | 11,502,000               | 35.31                     | 61,824,604             | 189.80                   |
| MAY                  | 4,552,328          | 0                 | 0             | 0             | OFF         | 5,697,516         | 15,227,784         | 39,270,000         | 64,747,628                | 198.78                            | 0                                       | 0.00                                | 64,747,628            | 198.78                | 3,555,000         | 9,866,000         | 0                | 13,421,000               | 41.20                     | 78,168,628             | 239.98                   |
| JUNE                 | 10,187,812         | 3,311,000         | 0             | 0             | OFF         | 5,233,008         | 24,259,884         | 37,122,492         | 80,113,396                | 245.95                            | (1,069,640)                             | (3.28)                              | 79,043,756            | 242.66                | 4,475,000         | 9,504,000         | 1,069,640        | 15,048,640               | 48.20                     | 94,062,396             | 288.86                   |
| JULY                 | 7,341,520          | 15,162,000        | 2,992         | 4,488         | OFF         | 4,489,496         | 26,007,212         | 35,195,644         | 86,203,452                | 270.78                            | (2,818,464)                             | (8.65)                              | 85,384,988            | 262.13                | 5,063,000         | 8,928,000         | 2,818,464        | 16,809,464               | 51.61                     | 102,194,452            | 313.74                   |
| AUGUST               | 14,446,172         | 9,922,000         | 0             | 0             | OFF         | 3,888,104         | 24,167,880         | 37,255,636         | 89,680,492                | 275.32                            | (533,324)                               | (1.64)                              | 89,147,168            | 273.68                | 10,661,000        | 6,848,000         | 533,324          | 18,042,324               | 55.39                     | 107,189,492            | 329.07                   |
| SEPTEMBER            | 21,459,172         | 3,977,864         | 0             | 0             | OFF         | 462,264           | 22,568,656         | 27,472,544         | 75,940,700                | 233.14                            | (758,492)                               | (2.33)                              | 75,182,208            | 230.81                | 9,947,000         | 5,465,000         | 758,492          | 16,170,492               | 49.64                     | 91,352,700             | 280.45                   |
| OCTOBER              | 7,031,160          | 0                 | 0             | 0             | OFF         | 2,992             | 26,966,095         | 21,923,250         | 55,923,497                | 171.89                            | 0                                       | 0.00                                | 55,923,497            | 171.89                | 10,404,000        | 5,046,000         | 0                | 15,450,000               | 47.43                     | 71,373,497             | 219.12                   |
| NOVEMBER             | 14,200,300         | 0                 | 0             | 0             | OFF         | 0                 | 18,720,000         | 18,657,000         | 51,577,000                | 158.34                            | 0                                       | 0.00                                | 51,577,000            | 158.34                | 1,165,000         | 8,006,000         | 0                | 9,171,000                | 28.15                     | 80,748,000             | 186.50                   |
| DECEMBER             | 17,283,891         | 0                 | 0             | 0             | OFF         | 0                 | 603,000            | 16,228,608         | 34,115,299                | 104.73                            | 0                                       | 0.00                                | 34,115,299            | 104.73                | 0                 | 6,365,000         | 0                | 6,365,000                | 19.54                     | 40,480,299             | 124.27                   |
| <b>TOTAL M.G.</b>    | <b>184,768,399</b> | <b>56,532,864</b> | <b>14,212</b> | <b>20,196</b> | <b>0</b>    | <b>30,346,360</b> | <b>201,729,443</b> | <b>242,745,202</b> | <b>716,156,576</b>        | <b>2,198.60</b>                   | <b>(5,179,920)</b>                      | <b>(15.90)</b>                      | <b>710,976,656</b>    | <b>2,182.70</b>       | <b>51,130,000</b> | <b>90,477,000</b> | <b>5,179,920</b> | <b>146,786,920</b>       | <b>450.64</b>             | <b>857,763,576</b>     | <b>2,633.33</b>          |
| <b>TOTAL ACRE FT</b> | <b>567.24</b>      | <b>173.56</b>     | <b>0.04</b>   | <b>0.06</b>   | <b>0.00</b> | <b>93.16</b>      | <b>619.31</b>      | <b>745.23</b>      | <b>2,198.60</b>           | <b>(15.90)</b>                    | <b>(15.90)</b>                          | <b>2,182.70</b>                     | <b>2,182.70</b>       | <b>156.97</b>         | <b>277.78</b>     | <b>15.90</b>      | <b>450.64</b>    | <b>2,633.33</b>          |                           |                        |                          |

NIPOMO COMMUNITY SERVICES DISTRICT  
WELL REPORT  
STATIC WATER DEPTH

| WELL                            | 1-12-00<br>FEET | 4-26-00<br>FEET | 7-11-00<br>FEET | 10-24-00<br>FEET | 2-13-01<br>FEET | 4-9-01<br>FEET | 7-18-01<br>FEET | 10-16-01<br>FEET | 5-2-02<br>FEET | 8-15-02<br>FEET | 12-3-02<br>FEET | 5-30-03<br>FEET | 3-8-04<br>FEET | 3-31-04<br>FEET | FEET | FEET | FEET | FEET | FEET | FEET | FEET | FEET | FEET | FEET | FEET | FEET |  |
|---------------------------------|-----------------|-----------------|-----------------|------------------|-----------------|----------------|-----------------|------------------|----------------|-----------------|-----------------|-----------------|----------------|-----------------|------|------|------|------|------|------|------|------|------|------|------|------|--|
| EUREKA                          | 151.4           | 147             | X<br>193        | 151.4            | X<br>170.7      | 142.2          | X<br>188        | X<br>179         | 146.8          | X<br>193        | X<br>156        | 159             | 166            | X<br>211        |      |      |      |      |      |      |      |      |      |      |      |      |  |
| BEVINGTON                       | 364.5           | X<br>376        | 325.2           | 318.3            | 292             | X<br>357.6     | 309             | X<br>392         | 311.4          | 353             | X<br>363        | 334             | 305            | 319             |      |      |      |      |      |      |      |      |      |      |      |      |  |
| OMIYA                           | 298             | 298             | 321.4           | 307.5            | 294             | 296            | 305             | 297              | 298            | 321             | 349             | 294             | 322            | 310             |      |      |      |      |      |      |      |      |      |      |      |      |  |
| OLYMPIC                         | 312             | 312             | X<br>355.7      | 341.8            | 295.6           | 342            | 323             | 296              | 335            | X<br>367        | 362             | 322             | 314            | 324             |      |      |      |      |      |      |      |      |      |      |      |      |  |
| SAVAGE                          | 25              | 19              | 28              | 38               | 28              | 19             | 38              | 50               | 36             | 65              | 57              | 82              | 82             | N/A             |      |      |      |      |      |      |      |      |      |      |      |      |  |
| CHURCH                          | 59              | 84.5            | X<br>80         | 52.5             | 43              | 57             | 57              | X<br>71          | 59             | 79              | 56              | X<br>141        | X<br>122       | X<br>77         |      |      |      |      |      |      |      |      |      |      |      |      |  |
| VIA CONCHA                      | 254             | X<br>298        | X<br>314        | 263              | 242.5           | 249.5          | X<br>316        | X<br>316         | 305            | X<br>316        | 323             | X<br>345        | N/A            | 335             |      |      |      |      |      |      |      |      |      |      |      |      |  |
| SUNDALE                         | 219             | 214             | X<br>232.6      | X<br>255.7       | 209.5           | 214.2          | 237             | X<br>226         | 260.4          | X<br>260        | 228             | X<br>268        | X<br>257       | X<br>259        |      |      |      |      |      |      |      |      |      |      |      |      |  |
| BLACK LAKE #3                   | N/A             | 286             | 323             | 292              | 257             | 269            | X<br>299        | X<br>294         | 289            | X<br>291        | 296             | 290             | 265            | N/A             |      |      |      |      |      |      |      |      |      |      |      |      |  |
| BLACK LAKE #4                   | 285             | X<br>337        | X<br>353        | 300              | 273             | X<br>328       | 307             | X<br>342         | 327            | X<br>345        | X<br>339        | 360             | X<br>328       | 369             |      |      |      |      |      |      |      |      |      |      |      |      |  |
| DANA #1 (MANDI)                 | 275             | 272             | 251             | 287              | 263             | 267            | 274             | 285              | 279            | 294             | 279             | 268             | 272            | 275             |      |      |      |      |      |      |      |      |      |      |      |      |  |
| DANA #2(CHEY)                   | 239             | 236             | 286             | 249              | 228             | 231            | 249             | 249              | 241            | 257             | 239             | 238             | 236            | 238             |      |      |      |      |      |      |      |      |      |      |      |      |  |
| HERMRECK                        | 32              | 22              | 44              | 57               | N/A             | N/A            | 37              | 50               | N/A            | N/A             | N/A             | N/A             | N/A            | N/A             |      |      |      |      |      |      |      |      |      |      |      |      |  |
| (MONITOR WELL)<br>509 SOUTHLAND | N/A             | 145             | 142             | 141              | 136             | 135            | 133             | 142              | 157            |                 | 174             |                 |                |                 |      |      |      |      |      |      |      |      |      |      |      |      |  |
| (MONITOR WELL)<br>PIEZOMETOR    | N/A             | 40              | 37              | 39               | 39              | 36             | 36              | 32               | 33             | 32              | 32              |                 |                |                 |      |      |      |      |      |      |      |      |      |      |      |      |  |

\* DENOTES FEET OF WATER OVER THE PUMP  
X DENOTES RUNNING

WATER/WELLDEPTH