

Harold Snyder  
P.O. Box 926  
Nipomo, CA 93444  
Kochcal@earthlink.net

December 20, 2011

Thomas A. Geaslen,  
Oceano Community Services District (OCSD)  
1655 Front Street, P. O. Box 599  
Oceano, CA 93445

ocsdgm@oceanocsd.org  
(805) 481-6730 Phone  
(805) 481-6836 Fax

Dear Thomas A. Geaslen:

Oceano Community Services District (OCSD) had a Board of Directors Meeting Wednesday, December 14, 2011. Under 10. ADMINISTRATIVE ITEMS, c. Discussion: Possible Draft Letter to Stop the Flow of Sea Water Intrusion Misinformation, there was a staff presentation and public comment.

This letter is a request for public records which are in the possession of the OCSD pursuant to the California Public Records Act (Govt. Code 6250, et seq.).

The following is a list of the reasonably identifiable public records which I request copies of:

1. I am making a public record request for a copy of the staff presentation, slide show and/or report that was referenced to in the audio recording in the meeting.
2. I am making a public record request for any documents received by the board on this item.
3. I am making a public record request for a copy of any draft letter that was provided at the meeting.

If a portion of the information contained in the records we have requested is exempt from disclosure by express provisions of law, Govt. Code 6254 requires segregation and deletion of that material in order that the remainder of the information may be released.

Please take note that Govt. Code 6256 requires the OCSD to determine, within ten (10) days after receipt of this request, whether the OCSD will comply with this request. If the OCSD decides not to comply with all or any portion of this request, Govt. Code 6256 requires notification to us of the reasons for the determination not later than ten (10) days from your receipt of this request. Further, Govt. Code 6256.2 prohibits the use of any provision of the Public Records Act to delay access for the purposes of inspecting public records. Govt. Code 6256.2 also requires that any notification of denial of this request for records must set forth the names and titles or positions of each person responsible for the denial.

If it is easier for you part of all of your response can be emailed. If you have any questions please let me know.

Thank You



Harold Snyder

Harold Snyder  
P.O. Box 926  
Nipomo, CA 93444  
Kochcal@earthlink.net



December 20, 2011

Thomas A. Geaslen,  
Oceano Community Services District (OCSD)  
1655 Front Street, P. O. Box 599  
Oceano, CA 93445

ocsdgm@oceanocsd.org  
(805) 481-6730 Phone  
(805) 481-6836 Fax

Dear Thomas A. Geaslen:

Oceano Community Services District (OCSD) had a Board of Directors Meeting Wednesday, December 14, 2011. Under 10. ADMINISTRATIVE ITEMS, c. Discussion: Possible Draft Letter to Stop the Flow of Sea Water Intrusion Misinformation, there was a staff presentation and public comment.

This letter is a request for public records which are in the possession of the OCSD pursuant to the California Public Records Act (Govt. Code 6250, et seq.).

The following is a list of the reasonably identifiable public records which I request copies of:

1. I am making a public record request for a copy of the staff presentation, slide show and/or report that was referenced to in the audio recording in the meeting.
2. I am making a public record request for any documents received by the board on this item.
3. I am making a public record request for a copy of any draft letter that was provided at the meeting.

If a portion of the information contained in the records we have requested is exempt from disclosure by express provisions of law, Govt. Code 6254 requires segregation and deletion of that material in order that the remainder of the information may be released.

Please take note that Govt. Code 6256 requires the OCSD to determine, within ten (10) days after receipt of this request, whether the OCSD will comply with this request. If the OCSD decides not to comply with all or any portion of this request, Govt. Code 6256 requires notification to us of the reasons for the determination not later than ten (10) days from your receipt of this request. Further, Govt. Code 6256.2 prohibits the use of any provision of the Public Records Act to delay access for the purposes of inspecting public records. Govt. Code 6256.2 also requires that any notification of denial of this request for records must set forth the names and titles or positions of each person responsible for the denial.

If it is easier for you part of all of your response can be emailed. If you have any questions please let me know.

Thank You


A handwritten signature in black ink, appearing to read "Harold Snyder".

Harold Snyder



# **OCSD Water Supply Issues Northern Cities Groundwater Basin**

**October 28, 2009**







# Water Supply

## ■ Existing Supply Summary:

- GW, 900 AF
- Lopez, 303 AF
- State Water, 750 AF
- Total: 1,953 AF

■ Future Demand: 1,419 AFY (73%)

■ Existing Demand: 910 AFY (47%)

■ Buffer 534 AFY



# Water Supply Reliability

- GW and Lopez Full Allocations
- State Water (750 AFY)
  - Drought Cycles
  - Environmental Factors (Bay-Delta Smelt)
  - Reliability (40% of allocation) ~300 AFY
- Current Adjusted Supply: 1,503 AFY
- Future Demand: 1,419 AFY
- Buffer w/40% SW: 84 AFY





# **Water Supply Recommendations From Draft WMP**

- State Water Drought Buffer
- Continued Conservation Efforts
- Reduce Unaccounted-for Water
- Future Water Recycling Opportunities



# 2008 Water Use Summary

• State Water – 377 AF

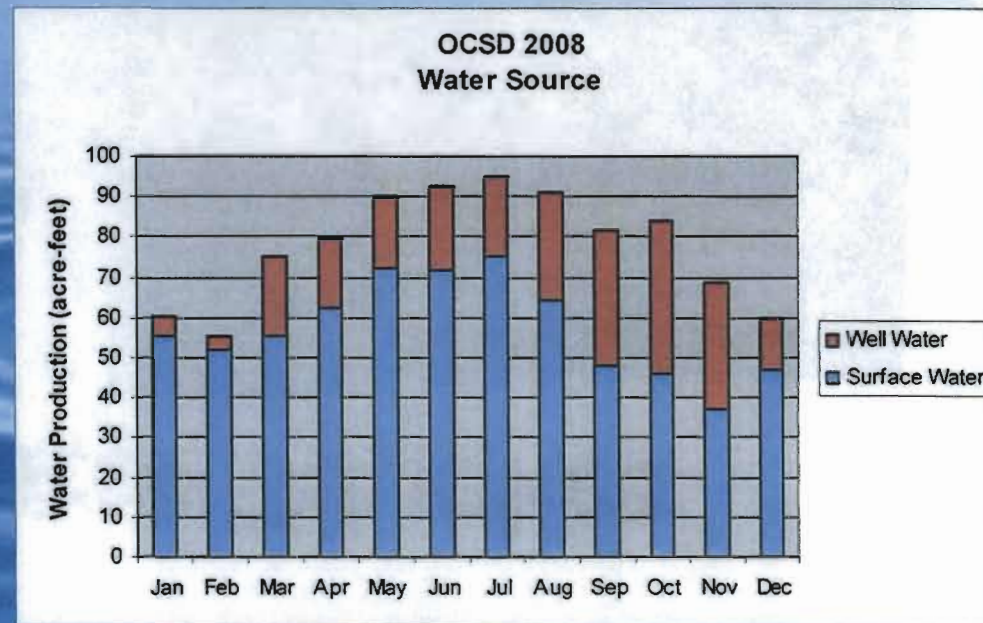
**Surface Water – 73%**

• Lopez Water – 278 AF

**Groundwater – 27%**

• GW – 247 AF

• Total – 902 AF







# Cost of Water Supplies

- **State Water**
  - \$1,100/AF
  - Includes Wheeling Cost
- **State Water Drought Buffer**
  - \$75/AF
- **Lopez Water**
  - \$1,391/AF
- **Groundwater**
  - ~\$300/AF



**Total cost for 2008 is  
approximately \$814,500  
or \$900/AF for all sources  
combined (902 AF)**






# **Oceano Community Services District**

## **Oceano Production and Monitoring Wells**



# Wells No. 7 and 8



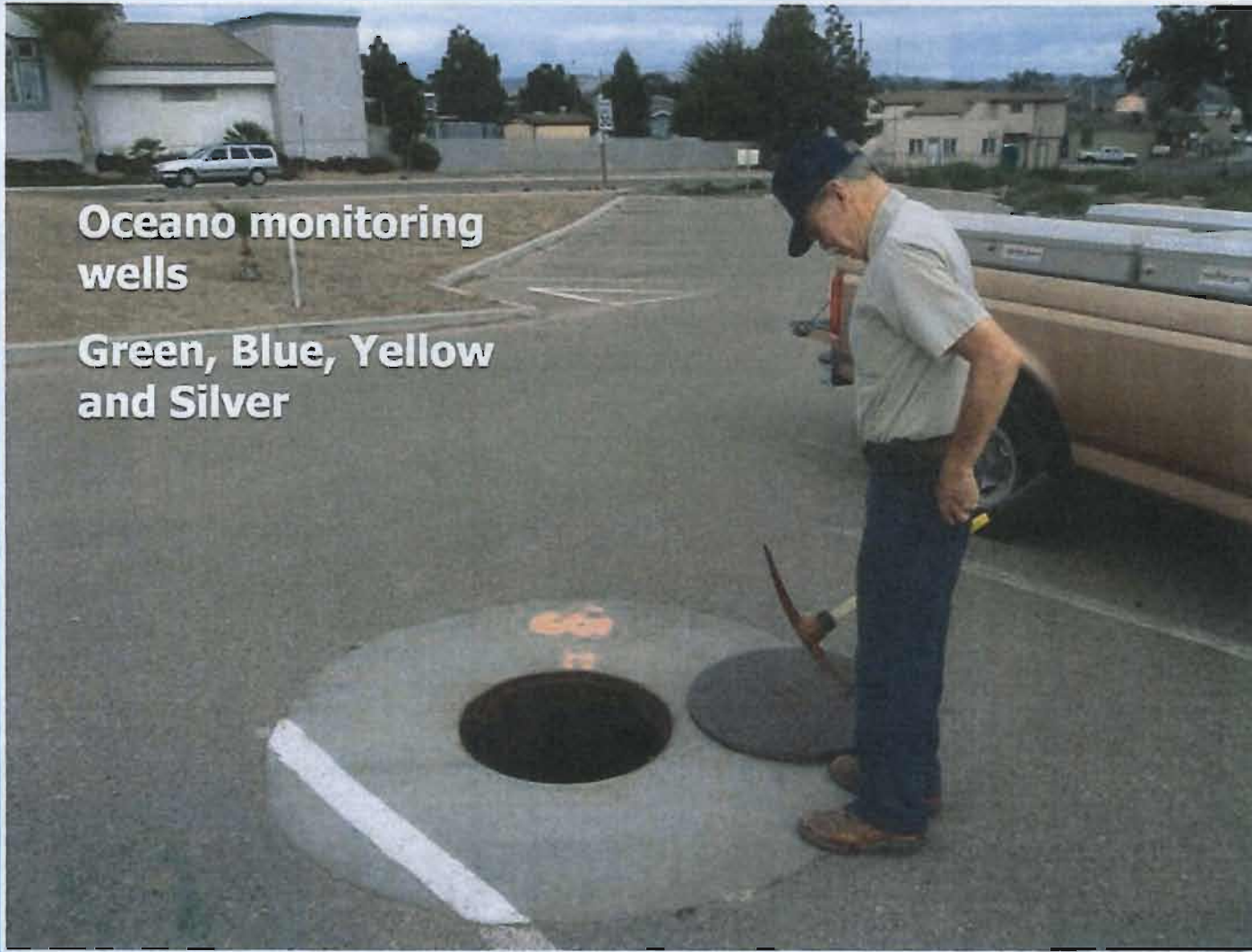
Ocean Production Wells  
Closest to Ocean—well  
depth and WL above MSL

Well No. 7 162' (0.5')

Well No. 8 525' (3.8')



# Oceano Monitoring Wells Depot Parking Lot



Oceano monitoring wells

Green, Blue, Yellow and Silver



# Oceano Monitoring Wells


## **Well Depth and WL above MSL**

**Green (130')  
+5.5'**

**Blue (265')  
+7.0'**

**Silver (510')  
+7.1'**

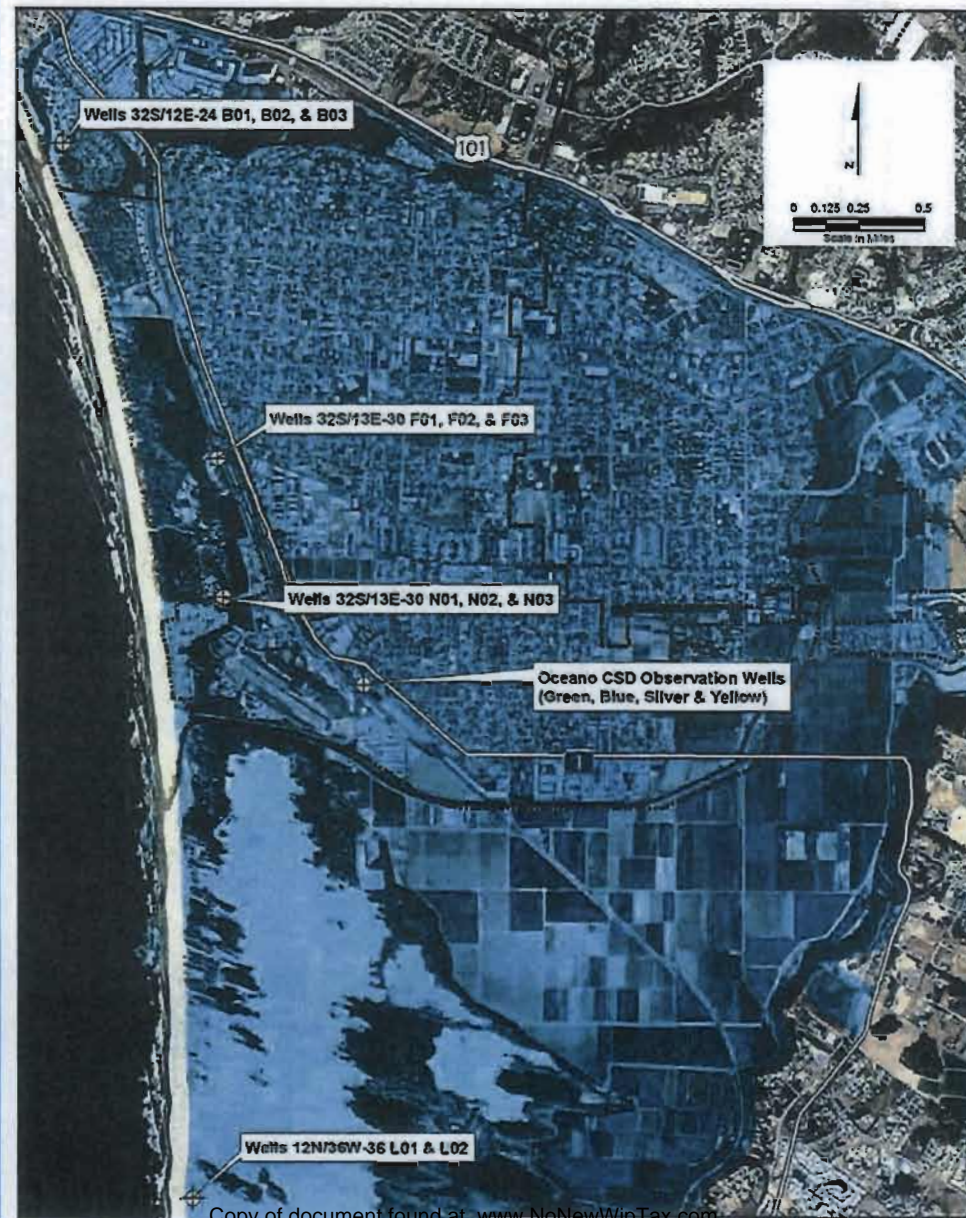
**Yellow (645')  
+8.7'**







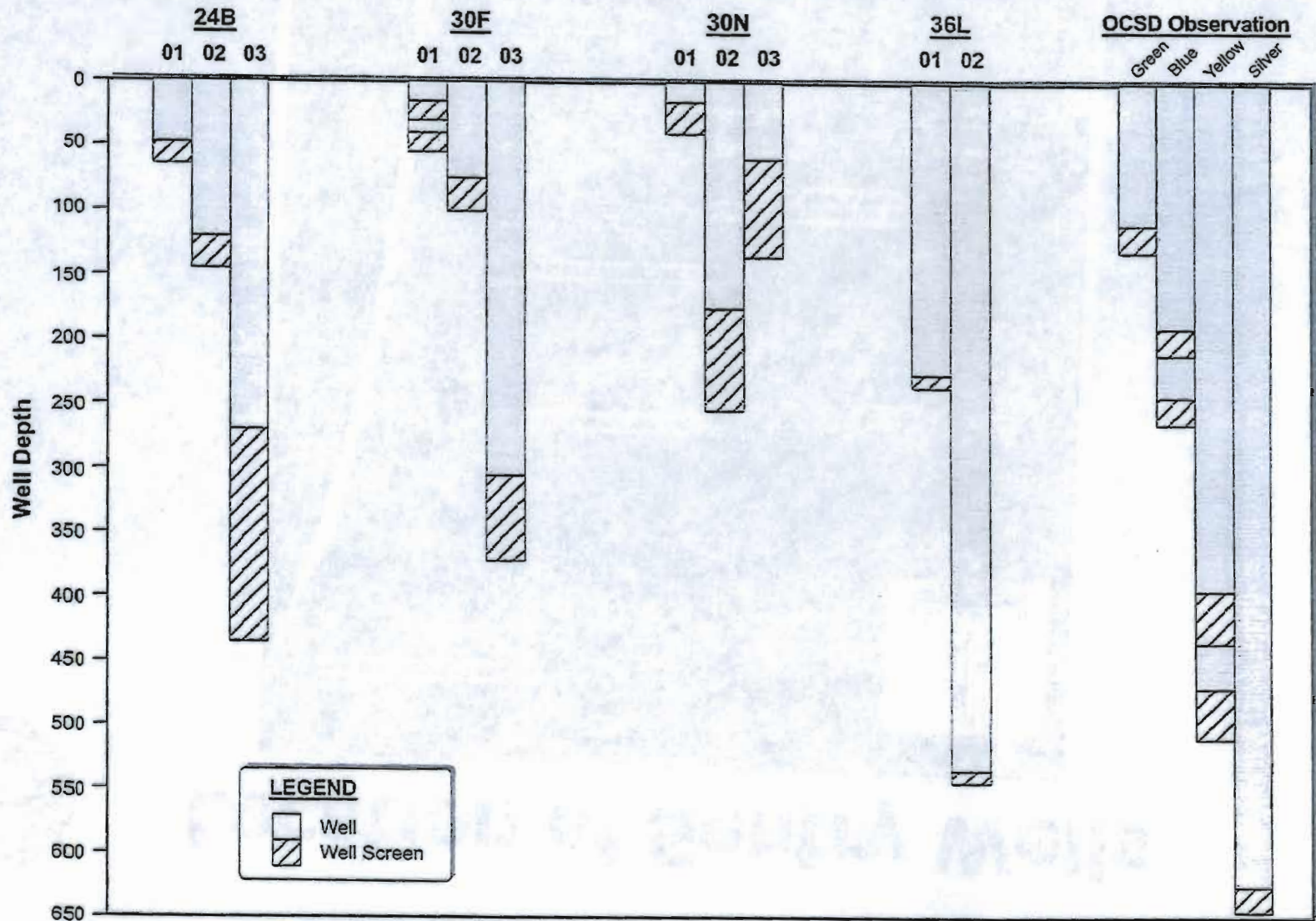
# Location of Sentry Wells







# Depth of Sentry Wells







# Sentry Wells N01, 2, and 3







# Monitoring Casings







# Access Port







# Sentry Wells F01, 2 and 3







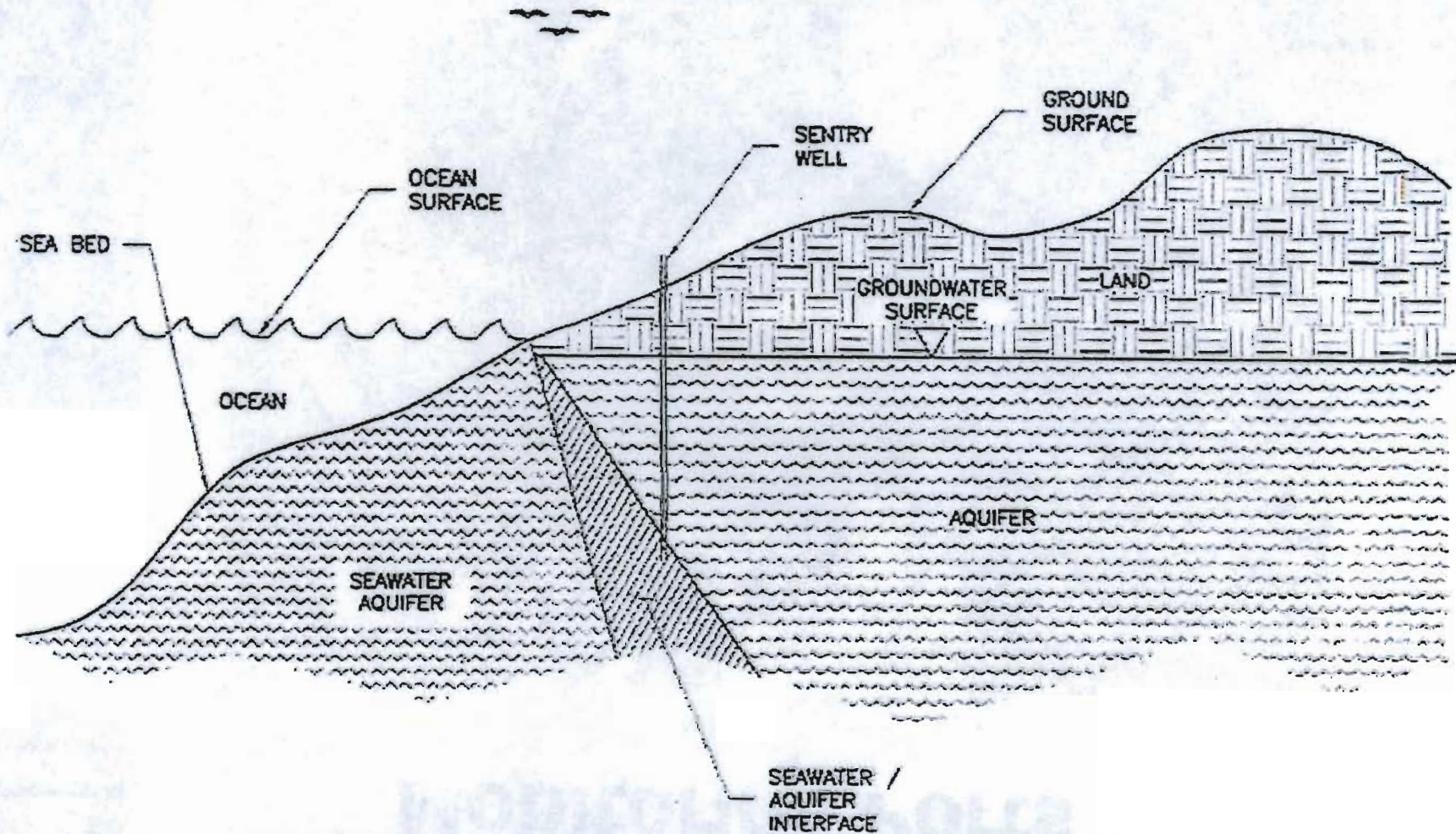
# Monitoring Ports







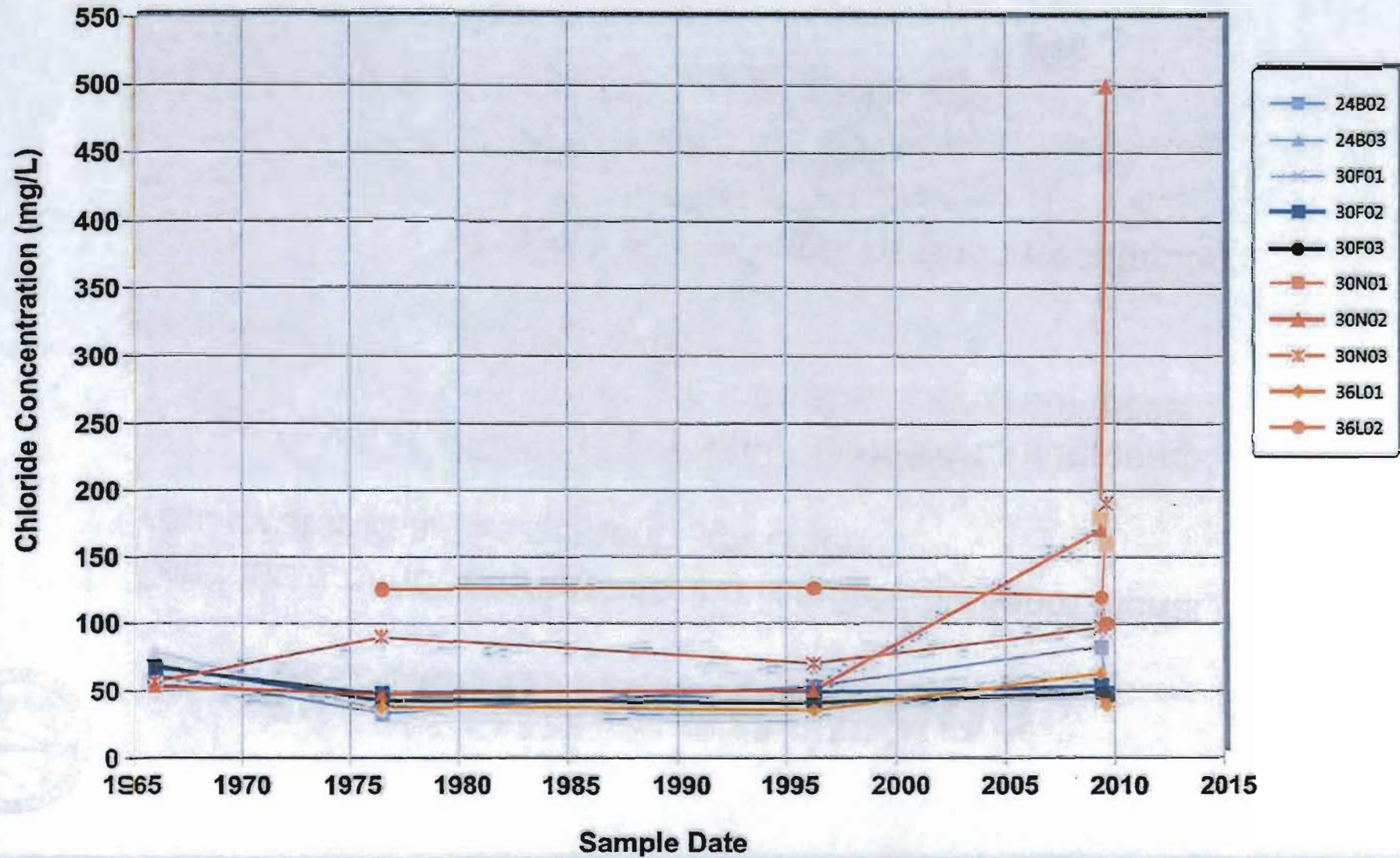
# Seawater Intrusion Wedge







# Chloride Concentrations





# Recommendations

1. Continue groundwater monitoring required by Santa Maria Groundwater Basin Settlement Agreement
2. Work with Northern Cities and other agencies to augment, and/or decrease pumping of groundwater and to purchase state water drought buffer water
3. Continue to explore recycled water options and investigation of a seawater intrusion barrier project
4. Return to Board with more detail on cost sharing and alternatives



# Synopsis of seawater intrusion evidence within the NCMA -DRAFT

---

## 1 INTRODUCTION

The Santa Maria Valley Groundwater Basin (SMVGB) underlies nearly 300 square miles of South San Luis Obispo County and Northern Santa Barbara County and is a critical water supply resource that provides water for municipal and agricultural uses within the region. The western border of the SMVGB extends to the Pacific Ocean and consequently seawater intrusion is one of the primary threats to water quality within the basin. During wet years, inland groundwater levels higher than sea level create a pressure gradient that produces a net outflow of fresh water to the ocean. However, during dry years increased groundwater pumping can lead to decreased groundwater levels or pumping depressions that reverse the pressure gradient and allow the freshwater/seawater interface to travel inland. To provide early warning of possible seawater intrusion the NCMA TG maintains a network of monitoring wells along the western edge of the NCMA. This document provides a synopsis of the events and analysis related to seawater intrusion that occurred within the NCMA from 2008 to the present.

## 2 BACKGROUND

The SMVGB is an adjudicated groundwater resource and groundwater pumping within the basin is legally restricted according to the Judgment After Trial issued in January 2008 by the Superior Court of California, County of Santa Clara (Court). Formally adopted in the 2008 Judgment After Trial were a 2005 Settlement Stipulation for the Santa Maria groundwater basin and a 2002 Settlement Agreement amongst the Northern Cities, Northern Landowners, and Other parties.

One of the primary requirements of the 2005 Settlement Stipulation was the development of a groundwater monitoring program and the production of an annual monitoring report for each of the three management areas: the Santa Maria Valley Management Area (SMVMA); the Nipomo Mesa Management Area (NMMA); and the Northern Cities Management Area (NMMA). The Northern Cities, comprised of the cities of Arroyo Grande, Grover Beach, Pismo Beach and the Oceano Community Services District, created a technical group (NCMA TG) that is responsible for the monitoring the conditions of the NCMA preparation and submittal of the annual monitoring report to the Court.

## 3 CRONOLOGY OF SEAWATER INTRUSION

Two of the components required in the annual monitoring reports that are submitted to the Court are observation of changes in groundwater supplies and threats to the groundwater basin. The following sections contain chronological excerpts from the NCMA Annual Monitoring reports (2008-2010) that relate to seawater intrusion within the NCMA.

### 3.1 2008 ANNUAL MONITORING REPORT

In October 2008, the groundwater levels for the 32S/13E 30F 3 and 32S/13E 30N 2 sentry wells were observed to be below sea level. In the 2008 NCMA Annual Monitoring Report, Todd Engineers stated "Review of Figure 8 (the October 2008 groundwater elevation map) (Figure 1), shows the location of the two sentry wells on the coastal end of the broad October 2008 groundwater level depression. Although this broad depression is shallow and relatively transient in nature the low groundwater elevations in these two ports indicate a local potential for seawater intrusion as of October 2008." Based on analysis of the water quality data from the 2008 monitoring Todd Engineers develop the following conclusion "Available water quality data do not show trends suggesting that seawater has intruded onshore, but that the data are scarce and available only from wells that are located inland (1)."



Figure 1. Figure 8 2008 NCMA Annual Monitoring Report

### 3.2 2009 ANNUAL MONITORING REPORT

In the October 2009, Todd Engineers observed that:

*Groundwater elevations were above mean sea level (msl) throughout the NCMA during the October monitoring event. This represents a significant recovery of groundwater elevations as compared to October 2008, when elevations were below sea level in the north-central portion of the NCMA with the deepest elevations at about negative ten feet msl (2).*

However, based on analysis of the water quality data collected from the sentry wells in October 2009 Todd Engineers observed the following:

*Sentry well cluster 32S/13E 30N is located west of Highway 1 in Oceano and includes three wells. The sentry well cluster is also situated in the middle of the pumping trough, and the deep and*



intermediate wells showed low groundwater levels for the past two years. This sentry well cluster indicates localized seawater intrusion affecting the deep zone (30N02) and, to a lesser extent, the middle zone (30N03) in 2009. Indicators of seawater at these two wells include increased concentrations of key constituents (especially chloride and total dissolved solids). The 2009 data from 30N02 and 30N03 show geochemical signatures of seawater intrusion on Schoeller geochemical plots (2).

Todd Engineers provided the following description of the geochemical signature evaluation:

Schoeller diagrams are geochemical tools that show the relative portions of major water quality constituents (in milliequivalents per liter or meq/L) to graphically differentiate water sources. Figure 15 (Figure 2) is a Schoeller diagram illustrating the water quality in the DWR sentry wells for all of the 2009 plus the January 2010 monitoring events. As listed in the legend, each line of connected points illustrates the water quality signature from a specific well (e.g., 24B01) at a specific time (May 2009, abbreviated as 0509). The Schoeller diagram also shows the typical geochemical signature for seawater (in gray) and the signature for a groundwater basin water supply well (Grover Beach Well#1, labeled as GW Base). Most of the water quality samples plot on the lower portion of the diagram, similar in shape to the groundwater basin sample; these are combined within the shaded area. However, several samples from 32S/13E 30N showed signatures more similar to seawater in the spring, summer, and fall 2009. In January 2010, the signatures for the 30N wells, especially 30N02, changed again to a signature more similar to the groundwater base. The oscillation between the seawater and groundwater signatures indicates that the interface between seawater and fresh groundwater is shifting with probable mixing at this location (2).

Todd Engineer's analysis of the detection of geochemical signatures consistent with seawater intrusion indicated that:

*These water quality changes indicate that the local interface/mixing zone between seawater and fresh groundwater is shifting. The location and inland extent of the seawater interface is not known beyond the fact that it was detected in 30N02; its greatest inland extent could be just to the north or south and/or in one or more vertical zones (2)."*

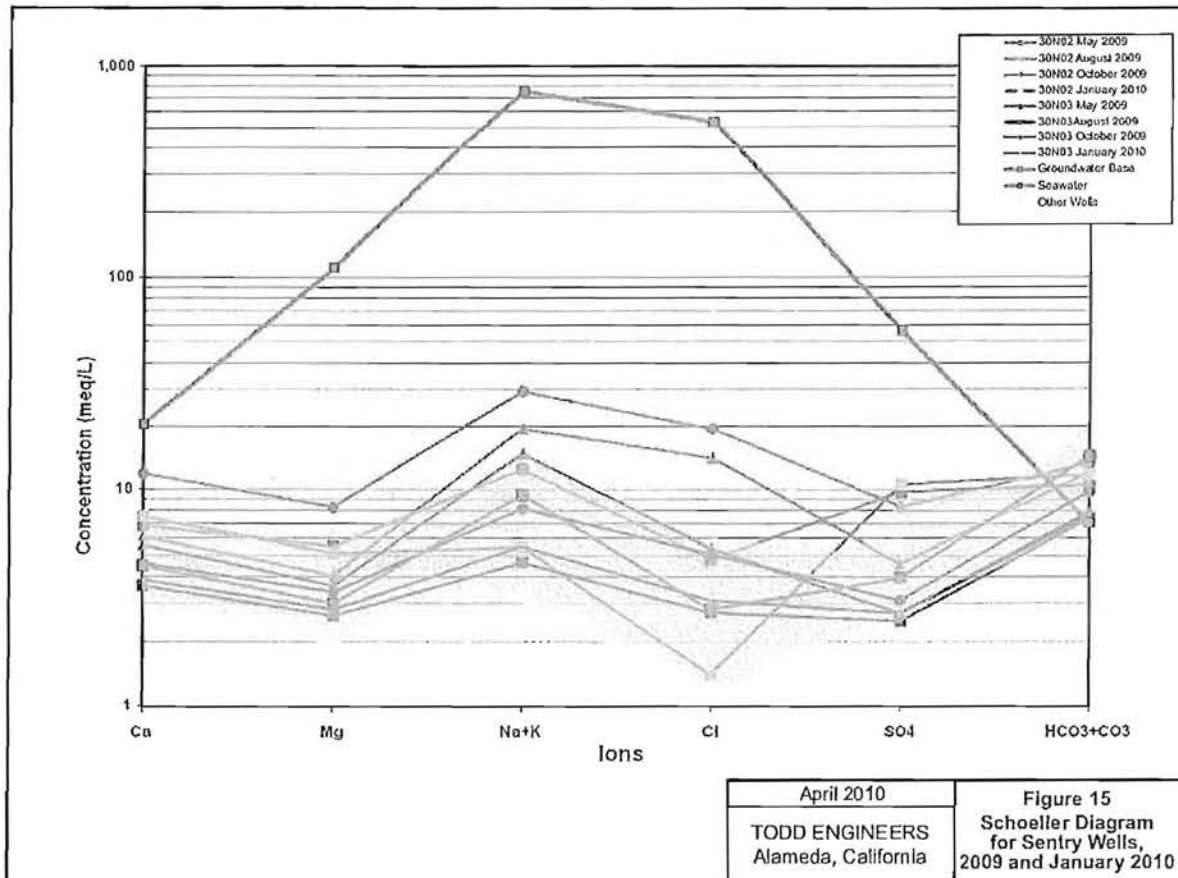


Figure 2. Figure 15 2009 NCMA Annual Monitoring Report

### 3.3 2010 ANNUAL MONITORING REPORT

In the 2010 NCMA Annual Monitoring Report, GEI Consultants characterized the condition of the groundwater basin by stating that:

*Groundwater elevations were above mean sea level (msl) throughout the NCMA during the October monitoring event except in the immediate area of pumping wells in the lower Arroyo Grande creek area. Significantly, water level elevations were approximately 5 feet above sea level along the shoreline. This represents a significant recovery of groundwater elevations as compared to October 2008 and above levels measured in October 2009. (3)*

With regard to the water quality characteristics related to seawater intrusion GEI Consultants stated that

*In general, no wells showed evidence of sea water intrusion in 2010. Several wells showed continued improvement of water quality compared to 2008 and 2009 monitoring results (3).*



Based on the observed conditions in 2009, GEI Consultants developed the following conclusions regarding seawater intrusion within the NMCA (3).

- *The monitoring of the sentry wells, notably 32S/13E 30N, provides an early warning of seawater intrusion. This well cluster may be relatively sensitive to seawater intrusion because of its location near Arroyo Grande Creek and the more permeable sediments deposited by the ancestral creek (Todd 2010).*
- *The initial portions of the seawater/groundwater interface were detected onshore at one site in beginning with elevated Chloride levels in May 2009; by October 2009 the interface had manifested in the middle and deep aquifer zones monitored by sentry wells 30-N02 and 30-N03. The extent to which seawater may have intruded other localized aquifer zones along the coast without being detected in the NCMA sentry wells is unknown due to heterogeneity of the aquifer and spacing of sentry wells. This uncertainty may be obviated by maintaining coastal groundwater elevations in all sentry wells above mean sea level.*
- *Above average precipitation and decreased ground water withdrawal in 2010 have resulted in increased water levels in the sentry wells on a comparative seasonal basis and an apparent decrease in water table depression in the "pumping trough" (Figure 9)(Figure 3).*

DRAFT

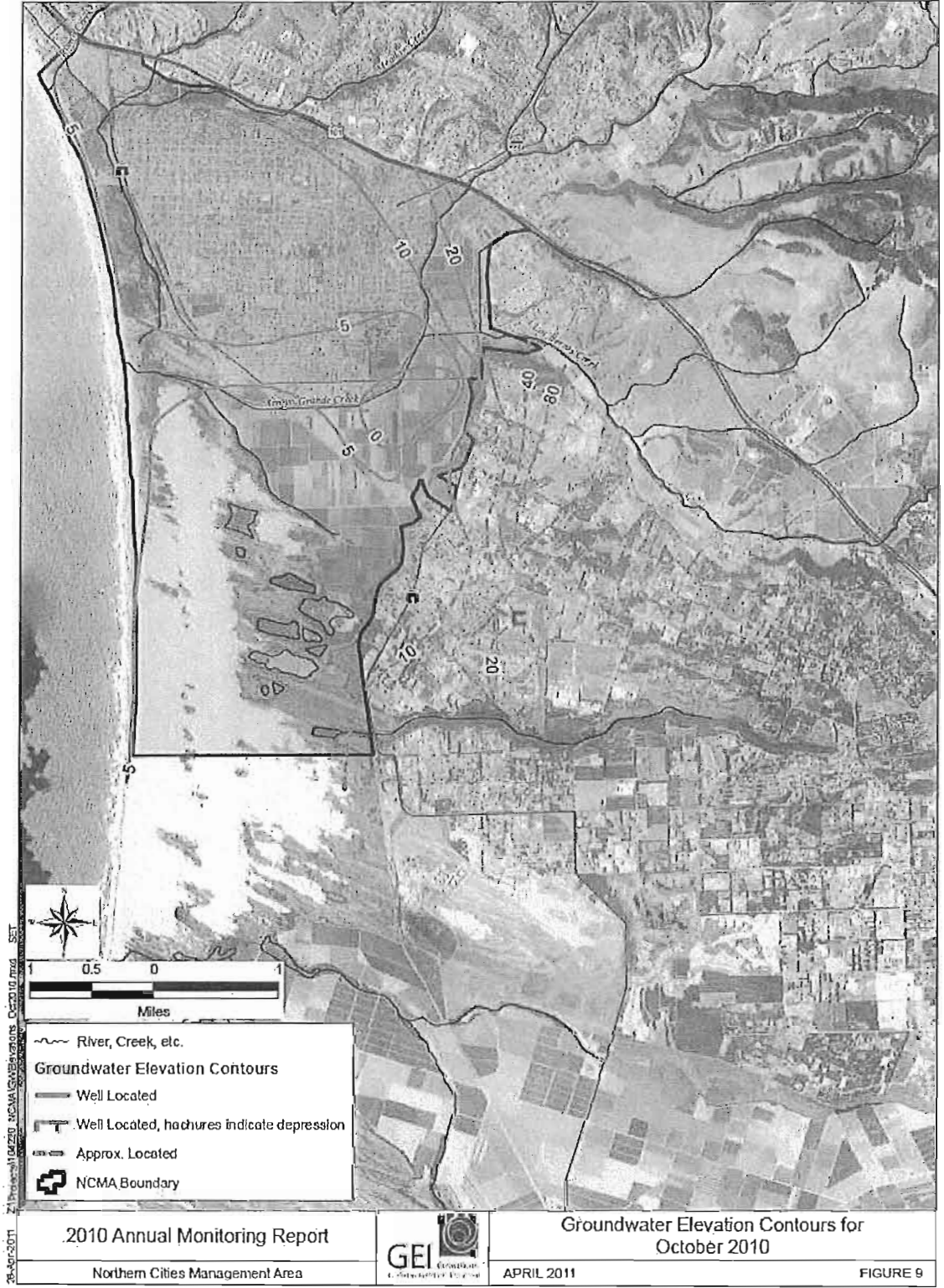


Figure 3. Figure 9 2010 Annual Monitoring Report



#### **4 WORKS CITED**

1. **Todd Engineers.** *2008 Annual Monitoring Report Northern Cities Management Area.* 2009.
2. —. *2009 Annual Monitoring Report Northern Cities Management Area.* 2010.
3. **GEI Consultants.** *2010 Annual Monitoring Report Northern Cities Management Area.* 2011.

DRAFT

C. Howard



## Oceano Community Services District

1655 Front Street, P.O. Box 599, Oceano, CA 93475

(805) 481-6780

FAX (805) 481-6836

RECEIVED

November 24, 2009

DEC 17 2009

Paavo Ogren, Public Works Director  
San Luis Obispo County  
Public Works Department  
County Government Center, Room 207  
San Luis Obispo, CA 93408

COUNTY OF SAN LUIS OBISPO  
DEPARTMENT OF PUBLIC WORKS

**Subject: POTENTIAL SEAWATER INTRUSION, NORTHERN CITIES MANAGEMENT AREA**

Dear Mr. Ogren:

As you know from recent meetings between District 3 Supervisor Hill, District 4 Supervisor Achadjian and Northern Cities Management Area Mayors, Managers and Staff, great concern has arisen because of recent findings regarding one of four Sentry Wells along the coast between Pismo Beach and south of Oceano.

These findings relate to the Sentry Well in Oceano on the north side of Pier Avenue near the entrance to the Oceano campground.

Recent water quality analysis from the deeper zones of this Sentry Well bear the chemical signatures of seawater intrusion. These chemical signatures were discovered to be in an elevated state in May of 2009, and in a dramatically elevated state in August of 2009. In addition, groundwater elevations are near and in some cases below sea level in the vicinity of this Sentry Well.

Because of this potential threat to groundwater quality in the Northern Cities Management Area, the members of the Northern Cities believe that the best approach to mitigating this threat is for the urban agencies to move groundwater extraction away from the coast and to substitute other water sources, where available, for groundwater extraction.

We are aware that the County of San Luis Obispo has an excess allocation of State Water in the amount of about 15,000 acre feet. Given current delivery expectation, about 6,000 acre feet of "wet water" could be available on an emergency basis to agencies in San Luis Obispo County. We are also aware that adequate capacity will exist in the Coastal Branch of the State Water Project to easily transport that amount of water to the Lopez turnout on that system because of ongoing low State Water delivery levels. We believe that transportation capacity will exist as long as State Water delivery percentages remain low.



Mr. Paavo Ogren  
November 24, 2009  
Page Two

Based upon the above and desiring to act in a proactive way regarding this threat to our water quality, we request San Luis Obispo County make available between 1,500 to 2,500 acre feet of "wet water" annually at the Lopez turnout as soon as possible.

We emphasize that this request is for State Water to be made available until the threat of drought-related seawater intrusion has been eliminated and that this is not a request for an increase in permanent entitlement. We would additionally request your assistance to analyze various delivery scenarios using the existing pipeline capacity model.

We understand that there will be additional costs for the additional State Water supplies, including treatment and administrative costs. We are prepared to pay those costs provided they are reasonable and do not place an inordinate burden on our rate payers.

We will be happy to answer any questions that arise out of this request as well as to meet and confer with all parties having any interest in this request.

Please inform us with regards to the process for consideration of this request.

Yours truly,

OCEANO COMMUNITY SERVICES DISTRICT



Barbara J. Mann  
President, Board of Directors

BJM/gad

## Experts discuss Mesa water supply

*By Ed Eby/Nipomo Community Services District*

A standing-room-only gathering of nearly 400 concerned residents heard about the precarious state of our water supply during the "Water on the Mesa" presentation Aug. 23 at Nipomo High School.

The water supply on the Nipomo Mesa was reported to be in jeopardy based on reports from several groups of registered professional geologists.

These expert groups included the California Department of Water Resources, the court-authorized Nipomo Mesa Management Area Technical Group, the Northern Cities Management Area Technical Group and the Interlocutory Stipulated Judgment Working Group.

The data from water experts showed that:

- \* Water levels under the Mesa have steadily dropped as population increased since 2000 (Nipomo Mesa Management Area Technical Group);
- \* Many well levels are below sea level (Nipomo Mesa and Northern Cities management areas technical groups);
- \* Our wells are pumping nearly twice the amount of water as is being replaced by rainfall (Department of Water Resources, Nipomo Mesa technical group);
- \* The Nipomo Mesa's proximity to the ocean puts our fresh water aquifer at risk for seawater intrusion (Department of Water Resources);
- \* Seawater intrusion in Los Osos advanced an additional mile inland between 2005 and 2009 (Interlocutory Stipulated Judgment Working Group); and,
- \* Seawater intrusion occurred in May and October of 2009 in Oceano (Northern Cities Management Area Technical Group).

The unanimous conclusions of the water experts two years in a row were:

- \* Potentially severe water shortage conditions have existed on the Nipomo Mesa since 2008 (Nipomo Mesa technical group); and,
- \* Nipomo Community Services District should import water with the supplemental water project as soon as possible (Nipomo Mesa technical group).

Unlike our neighbors to the north and south, the Nipomo Mesa has only a single source of fresh water — the groundwater pumped from beneath us.

We have no access to lakes, rivers, reservoirs or imported water pipelines. There is no backup if our single water supply is contaminated or otherwise compromised.

As a result of the data and recommendations from the water experts, NCSA conducted exhaustive trade studies to determine the best solution to reduce the risk of losing our fresh water supply to seawater intrusion.

The least expensive and lowest-risk solution was found to be the importation of water from the city of Santa Maria's highly reliable water system.



The cost for a pipeline from Santa Maria would be spread among the customers for that water in NCSD, Golden State Water Co., Woodlands Mutual Water Co. and Rural Water Co. boundaries.

The Nipomo Mesa Management Area Technical Group will present its third annual report to the public at 7 p.m. Thursday at Nipomo High School.

This report by the technical experts will describe the water shortage conditions on the Nipomo Mesa and highlight areas of concern for seawater intrusion.

Ed Eby is a member of the Nipomo Community Services District board of directors. He can be reached through the district office at 929-1133. Information presented at the Aug. 23 meeting is available at [www.ncsd.ca.gov](http://www.ncsd.ca.gov) by clicking on "Water Shortage News."



# Oceano Community Services District

1655 Front Street, P. O. Box 599, Oceano, CA 93445 (805) 481-6730 FAX (805) 481-6836

## BOARD MEMBERS

Lori J. Angello, President  
Matthew G. Guerrero, Vice President  
Mary K. Lucey, Director  
Felma L. Hurdle, Director  
Richard P. Searcy, Director

## (I) GENERAL MANAGER / SECRETARY TO THE BOARD

Thomas A. Geaslen  
**OCSD STAFF**  
CarolAnn Pardo, Secretary  
Marie McGrath, Accounting Manager  
Dan Silveira, Utility Operations Supervisor

**AMENDED AGENDA  
BOARD OF DIRECTORS MEETING  
WEDNESDAY, DECEMBER 14, 2011 – 6:30 P.M.  
Oceano Community Services District Board Room  
1655 Front Street, Oceano, CA**

**ALL ITEMS APPEARING ON THE AGENDA ARE SUBJECT TO BOARD ACTION**

All persons desiring to speak on agenda items, during Public Comment or prior to Closed Session, are asked to fill out a "Board Appearance Request Form" to submit to the general manager prior to the start of the meeting. Each individual speaker is limited to a presentation total of a **MAXIMUM** of three (3) minutes per item.

1. **CALL TO ORDER**

2. **ROLL CALL**

3. **FLAG SALUTE**

4. **AGENDA REVIEW:**

At this time, the Board will review the order of business to be conducted and receive requests for, or make announcements regarding any change(s) in the order of the day. The Board should by motion approve the agenda as presented or as revised.

5. **PUBLIC COMMENTS:**

Comments should be limited to items not on the agenda and those matters that are within the jurisdiction of the District. The Brown Act restricts the Board from taking formal action on matters not published on the agenda. Your comments should be directed to the Board as a whole and not directed to an individual Board Member. In response to your comments, the Board may:

- Direct staff to assist or coordinate with you.
- A Board Member may state a desire to meet with you.
- It may be the desire of the Board to place your issue or matter on a future Board agenda.



6. **BOARD MEMBER COMMENTS \***
7. **REPORTS: \***
  - a. Report of Sheriff's South Station, Commander Robin Weckerly
  - b. Report of Fire Cities Fire Authority, Fire Chief Michael Hubert
  - c. Report of OCSD Operations
  - d. Report of OCSD and Outside Committees, Board of Directors
8. **REVIEW AND APPROVAL OF MINUTES**
  - a. November 9, 2011  
**Recommended Action:** Board to approve the minutes of the regular Board meeting of November 9, 2011 minutes, as submitted.
9. **CASH DISBURSEMENTS**  
**Recommended Action:** Board approval of cash disbursements as submitted by AM McGrath.
10. **ADMINISTRATIVE ITEMS**
  - a. Discussion: Election 2012 President and Vice President
  - b. Discussion: Oceano Community Services District Notice of Public Hearing Regarding Proposed Solid Waste Rate Increase
  - c. RESOLUTION 2011-10: RESOLUTION OF THE BOARD OF DIRECTORS OF THE OCEANO COMMUNITY SERVICES CONFIRMING COMPLIANCE WITH THE PROTEST PROCEDURES OF SECTION 6. ARTICLE XIII D OF THE CALIFORNIA CONSTITUTION AND ADOPTING INCREASED RATES AND CHARGES FOR COMMERCIAL AND RESIDENTIAL COLLECTION AND DISPOSAL OF SOLID WASTE
  - d. Discussion: Possible Draft Letter to Stop the Flow of Sea Water Intrusion Misinformation
11. **UTILITY ITEMS:**
  - a. Will Serve: APN 061-093-039; OCSD PROJ #6442 OWNER/PROJECT: CALIFORNIA STATE PARKS/ KIOSK REPLACEMENT
  - b. Will Serve: APN 062-291-030; OCSD PROJ #6443 OWNER/PROJECT: LUCAS/CONVERTING STORAGE TO GUEST HOUSE
  - c. Fee Letter:  
None.
12. **PUBLIC COMMENT \***
13. **BOARD MEMBER DISCUSSION \***
14. **BOARD MEMBER ITEMS FOR THE NEXT BOARD MEETING AGENDA \***  
Committee Assignments

15. **WRITTEN COMMUNICATIONS**

(Correspondence for the Board Received after Preparation of this Agenda is presented by the Staff)

**ADJOURNMENT**

\*Oral Presentation/Discussion

**ALL ITEMS APPEARING ON THE AGENDA ARE SUBJECT TO BOARD ACTION**

Consistent with the American with Disabilities Act and California Government Code §54954.2 requests for disability related modification or accommodation, including auxiliary aids or services, may be made by a person with a disability who requires the modification or accommodation in order to participate at the referenced public meeting by contacting the District General Manager at 805-481-6730.

PO Box 599/Oceano, CA 93475  
1655 Front Street/Oceano, CA 93445  
(805) 481-6730 / FAX (805) 481-6836  
[www.oceanocsd.org](http://www.oceanocsd.org) [office@oceanocsd.org](mailto:office@oceanocsd.org)



## **Experts discuss Mesa water supply**

*By Ed Eby/Nipomo Community Services District*

A standing-room-only gathering of nearly 400 concerned residents heard about the precarious state of our water supply during the "Water on the Mesa" presentation Aug. 23 at Nipomo High School.

The water supply on the Nipomo Mesa was reported to be in jeopardy based on reports from several groups of registered professional geologists.

These expert groups included the California Department of Water Resources, the court-authorized Nipomo Mesa Management Area Technical Group, the Northern Cities Management Area Technical Group and the Interlocutory Stipulated Judgment Working Group.

The data from water experts showed that:

- \* Water levels under the Mesa have steadily dropped as population increased since 2000 (Nipomo Mesa Management Area Technical Group);
- \* Many well levels are below sea level (Nipomo Mesa and Northern Cities management areas technical groups);
- \* Our wells are pumping nearly twice the amount of water as is being replaced by rainfall (Department of Water Resources, Nipomo Mesa technical group);
- \* The Nipomo Mesa's proximity to the ocean puts our fresh water aquifer at risk for seawater intrusion (Department of Water Resources);
- \* Seawater intrusion in Los Osos advanced an additional mile inland between 2005 and 2009 (Interlocutory Stipulated Judgment Working Group); and,
- \* Seawater intrusion occurred in May and October of 2009 in Oceano (Northern Cities Management Area Technical Group).

The unanimous conclusions of the water experts two years in a row were:

- \* Potentially severe water shortage conditions have existed on the Nipomo Mesa since 2008 (Nipomo Mesa technical group); and,
- \* Nipomo Community Services District should import water with the supplemental water project as soon as possible (Nipomo Mesa technical group).

Unlike our neighbors to the north and south, the Nipomo Mesa has only a single source of fresh water — the groundwater pumped from beneath us.

We have no access to lakes, rivers, reservoirs or imported water pipelines. There is no backup if our single water supply is contaminated or otherwise compromised.

As a result of the data and recommendations from the water experts, NCSD conducted exhaustive trade studies to determine the best solution to reduce the risk of losing our fresh water supply to seawater intrusion.

The least expensive and lowest-risk solution was found to be the importation of water from the city of Santa Maria's highly reliable water system.


The cost for a pipeline from Santa Maria would be spread among the customers for that water in NCSD, Golden State Water Co., Woodlands Mutual Water Co. and Rural Water Co. boundaries.

The Nipomo Mesa Management Area Technical Group will present its third annual report to the public at 7 p.m. Thursday at Nipomo High School.

This report by the technical experts will describe the water shortage conditions on the Nipomo Mesa and highlight areas of concern for seawater intrusion.

Ed Eby is a member of the Nipomo Community Services District board of directors. He can be reached through the district office at 929-1133. Information presented at the Aug. 23 meeting is available at [www.ncsd.ca.gov](http://www.ncsd.ca.gov) by clicking on "Water Shortage News."





**California Special Districts Association**  
*Districts Stronger Together*

# CSDA TRAINING

*For experienced and newly elected/appointed board members!*

## HOW TO BE AN EFFECTIVE BOARD MEMBER

**WHEN & WHERE**

**JANUARY 12, 2012**  
**Riverside Area**  
 Marion V. Ashley Community Center  
 25625 Briggs Road  
 Menifee, CA 92585

**JANUARY 20, 2012**  
**Bay Area**  
 Zone 7 Water Agency  
 5997 Parkside Drive  
 Pleasanton, CA 94588

**JANUARY 25, 2012**  
**Sacramento Area**  
 El Dorado Hills CSD Pavilion  
 1021 Harvard Way  
 El Dorado Hills, CA 95762

An experienced or newly elected/appointed official should have a solid understanding of what the role entails as well as a complete understanding of the laws that must be followed. This training provides valuable information and the tools you need to effectively govern and advocate on your district's behalf.

**PROGRAM AGENDA**

8:30 – 9:00 a.m.  
 Registration

12:00 p.m. – 1:00 p.m.  
 Lunch Break (*lunch provided*)

9:00 a.m. – 12:00 p.m.  
 - New Board Member Orientation  
 - Essential Components of Effective Meetings  
 - The Role of the Board Member

1:00 – 4:00 p.m.  
 - Legislative and Community Advocacy  
 - The Brown Act, Ethics, Conflict of interest Issues

**COST**

**Member: \$225.00**  
**Non-member: \$375.00**

**REGISTRATION FORM**

**Mail** – CSDA, 1112 I Street, Suite 200, Sacramento, CA 95814 or **Fax** – 916.442.7889 • **Questions?** Call – 877.924.2732 (CSDA)

- RIVERSIDE AREA – **JANUARY 12, 2012** – Marion V. Ashley Community Center
- PLEASANTON – **JANUARY 20, 2012** – Zone 7 Water Agency
- EL DORADO HILLS – **JANUARY 25, 2012** – El Dorado Hills CSD Pavilion

Name/Title:		
District:		
Address:		
City:	State:	ZIP:
Phone:	Fax:	
Email:		
<b>Payment</b>		
<input type="checkbox"/> Check <input type="checkbox"/> Visa <input type="checkbox"/> MasterCard <input type="checkbox"/> Discover <input type="checkbox"/> American Express		
Acct. name:	Acct. Number:	
Expiration date:	Authorized Signature:	

**Cancellations must be made IN WRITING and received via fax or mail no later than three days prior to the seminar. All cancellations made within the specified time will be refunded less a \$25 processing fee.**

OCEANO COMMUNITY SERVICES DISTRICT  
BOARD OF DIRECTORS MEETING MINUTES

Oceano

Wednesday

November 9, 2011

1. **CALL TO ORDER**

The meeting was called to order by Vice President Guerrero at 6:30PM.

2. **ROLL CALL**

Present: VP Guerrero, Director Hurdle, Director Searcy, Director Lucey  
Absent: President Angello  
Staff Present: Marie McGrath, Accounting Manager  
CarolAnn Pardo, Secretary  
Dan Silveira, Utility Operations Supervisor  
Chase Martin, District Legal Counsel  
Staff Absent: Thomas A. Geaslen, (I) General Manager/Secretary to the Board

3. **FLAG SALUTE**

Vice President Guerrero led flag salute.

4. **AGENDA REVIEW:**

After public comment, Board discussion, a  
motion by Director Lucey  
second by Director Hurdle

the following motion was adopted: approval the October 26, 2011 as presented.  
by voice vote, 4-0 with President Angello absent.

5. **PUBLIC COMMENTS:**

Jolie Lucas commented the Friends of Oceano Airport is an official non profit organization and encouraged the Board and public to join the 4<sup>th</sup> Annual Toys for Tots drive. Miss Lucas handed out a promotional postcard with annual airport events and she announced that the Oceano Airport is receiving national press through General Aviation News and will be highlighted on the local HLN. For more information regarding the Oceano Airport you can visit <http://friendsofoceanoairport.com/> or by calling 805-709-6619.

Kevin Rice commented on the faulty dune issues and offered the following website [www.dunefacts.com](http://www.dunefacts.com) and phone number (805) 602-2616 to further discussion of dune issues.

6. **BOARD MEMBER COMMENTS \***

The Directors offered their prayers and thoughts for the Angello Family.

VP Guerrero announced that comments of sea water intrusion are misinformation and the Board unanimously agreed to have the particulate study assessment be on the January 11, 2012 Board agenda.

Director Hurdle presented certificates for the Oceano Clean Up.

7. **REPORTS: \***

- a. Report of Sheriff's South Station, Commander Robin Weckerly:  
Thefts are high from unlocked vehicles and landscaping equipment. There has been an increase in assaults a decrease in the homeless population.
- b. Report of Fire Cities Fire Authority, Fire Chief Michael Hubert:  
No report given.
- c. Report of OCSD Operations, Interim General Thomas Geaslen:  
Reviewed the financial, general administration, litigation, Sanitation District, and San Luis Obispo County key points that are affecting OCSD Operations.

OCEANO COMMUNITY SERVICES DISTRICT  
BOARD OF DIRECTORS MEETING MINUTES

Oceano

Wednesday

November 9, 2011

- d. Report of OCSD and Outside Committees, Board of Directors  
VP Guerrero stated that the FCFA will announce the final two candidates. VP Guerrero provided a Sanitation District update.  
Director Hurdle announced that \$850 is needed to appeal the medical marijuana dispensary.

8. **REVIEW AND APPROVAL OF MINUTES**

- a. October 26, 2011  
After public comment, Board discussion, a motion by Director Searcy second by Director Lucey the following motion was adopted: approval the October 26, 2011 as presented. by voice vote, 4-0 with President Angello absent.

9. **CASH DISBURSEMENTS**

- After public comment, Board discussion, a motion by Director Hurdle second by Director Searcy the following motion was adopted: to approve the cash disbursements as presented by staff. by voice vote, 4-0 with President Angello absent .

10. **ADMINISTRATIVE ITEMS**

- a. Discussion: Cancellation of the Following Board of Director Meetings Held on November 23, 2011 and December 28, 2011  
After public comment, Board discussion, a motion by Director Searcy second by Director Lucey the following motion was adopted: cancellation of the following Board of Director Meetings held on November 23, 2011 and December 28, 2011 by voice vote, 4-0 with President Angello absent .
- b. Discussion: Oceano Community Services District Notice of Public Hearing Regarding Proposed Solid Waste Rate Increase  
**Board received and filed.**
- c. Discussion: Public Hearings Held by the San Luis Obispo County Board of Supervisors Tuesday, December 13, 2011, 9:00 A.M., in the Board of Supervisors Chambers, County Government Center
- Proposed Amendments to the Community Participation Plan of the Urban County of San Luis Obispo
  - To Invite Public Input for the Proposed 2012 Community Development Block Grant (CDBG), Home Investment Partnerships Act (HOME), and Emergency Shelter Grant (ESG)
  - The Reallocation of Community Development Block Grant (CDBG) Funds from the 2009 and 2010 Action Plans
  - To Invite Public Input for the Proposed Amendment to the 2010-2015 Consolidated Plan
- Board received and filed.**



OCEANO COMMUNITY SERVICES DISTRICT  
BOARD OF DIRECTORS MEETING MINUTES

Oceano

Wednesday

November 9, 2011

- d. RESOLUTION NO. 2011-09 A RESOLUTION OF THE BOARD OF DIRECTORS OF THE OCEANO COMMUNITY SERVICES DISTRICT CONFERRING AUTHORITY ON ANY DIRECTOR REPRESENTING OCEANO COMMUNITY SERVICES DISTRICT AT ANY SOUTH SAN LUIS OBISPO COUNTY SANITATION DISTRICT MEETING TO VOTE, DISCUSS BUSINESS, AND PARTICIPATE FULLY ON ANY ITEMS OR ISSUES TAKEN UP AT SUCH MEETINGS

After public comment, Board discussion, and roll call vote

Ayes: Director Lucey, Director Searcy, VP Guerrero, Director Hurdle,

Nays: None.

Absent: President Angello

the following resolution was adopted: CONFERRING AUTHORITY ON ANY DIRECTOR REPRESENTING OCEANO COMMUNITY SERVICES DISTRICT AT ANY SOUTH SAN LUIS OBISPO COUNTY SANITATION DISTRICT MEETING TO VOTE, DISCUSS BUSINESS, AND PARTICIPATE FULLY ON ANY ITEMS OR ISSUES TAKEN UP AT SUCH MEETINGS

11. UTILITY ITEMS:

- a. Will Serve:

None.

- b. Fee Letter:

None.

12. PUBLIC COMMENT \*

None.

13. BOARD MEMBER DISCUSSION \*

Director Searcy discussed the street lighting on highway one and to advocate Cal Trans for a digit speed limit sign.

Director Lucey applauded the City of Pismo Beach and directed the public to go the Pismo Beach website.

14. BOARD MEMBER ITEMS FOR THE NEXT BOARD MEETING AGENDA \*

January 2012: Keep the particulate study assessment on the Board agenda

Sea Water Intrusion

Solid Waste Rate Increase

15. WRITTEN COMMUNICATIONS

None.

After public comment, Board discussion, a

motion by Director Lucey

second by Director Hurdle

the following motion was adopted: to adjourn the meeting at 7:48PM



# Oceano Community Services District

1655 Front Street, P. O. Box 599, Oceano, CA 93445 (805) 481-6730 FAX (805) 481-6836

AMOUNT			DATE	FYE
\$27,330.56		REGULAR DISBURSEMENTS THRU SIGNED & MAILED	11/28/2011	6/30/2012
\$42,581.48		REGULAR DISBURSEMENTS THRU	12/14/2011	6/30/2012
\$69,912.04		<b>TOTAL PAYMENTS SUBMITTED</b>		
		<b>FOR APPROVAL</b>		

Agenda Item 12-14-2011 9.

PACKET: 00190 Regular Payments  
 VENDOR SET: 01  
 BANK : PY PAYROLL LIABILITIES

VENDOR	NAME / I.D.	DESC	CHECK TYPE	CHECK DATE	DISCOUNT	AMOUNT	CHECK NO#	CHECK AMOUNT
1024	AMERITAS LIFE INSURANCE C-VIS201112070355	VISION INS.	H	12/12/2011		9.46	052013	9.46CR
1024	AMERITAS LIFE INSURANCE I-VIS201104120077	VISION INS.	R	12/12/2011		24.50CR	052013	
	I-VIS201107050205	VISION INS.	R	12/12/2011		48.02CR	052013	
	I-VIS201107070208	VISION INS.	R	12/12/2011		27.40CR	052013	99.92
1056	ANTHEM BLUE CROSS C-HLT201112070355	HEALTH INS.	H	12/12/2011		188.50	052014	188.50CR
1056	ANTHEM BLUE CROSS I-HLT201104120077	HEALTH INS.	R	12/12/2011		2,341.05CR	052014	
	I-HLT201105100122	HEALTH INS.	R	12/12/2011		2,739.01CR	052014	
	I-HLT201106070164	HEALTH INS.	R	12/12/2011		808.44CR	052014	5,888.50

* * T O T A L S * *	NO#	DISCOUNTS	CHECK AMT	TOTAL APPLIED
REGULAR CHECKS:	2	0.00	5,988.42	5,988.42
HANDWRITTEN CHECKS:	2	0.00	197.96CR	197.96CR
PRE-WRITE CHECKS:	0	0.00	0.00	0.00
DRAFTS:	0	0.00	0.00	0.00
VOID CHECKS:	0	0.00	0.00	0.00
NON CHECKS:	0	0.00	0.00	0.00
CORRECTIONS:	0	0.00	0.00	0.00
REGISTER TOTALS:	4	0.00	5,790.46	5,790.46



PACKET: 00176 Direct Payables  
 VENDOR SET: 01 OCEANO CSD, CA  
 SEQUENCE : ALPHABETIC  
 DUE TO/FROM ACCOUNTS SUPPRESSED

-----ID-----	ITM DATE BANK CODE	-----DESCRIPTION-----	GROSS DISCOUNT	P.O. # G/L ACCOUNT	--ACCOUNT NAME--	DISTRIBUTION
01-1004	A T & T					
I-201112120358	12/12/2011 AP	A T & T DUE: 12/12/2011 DISC: 12/12/2011 PHONE 0085-FIRE PHONE 2124-WATER PHONE 7760-SEWER PHONE 6730-OFFICE	363.49	1099: N 01 5-4200-111 02 5-4400-111 03 5-4500-111 01 5-4100-111	TELEPHONE TELEPHONE TELEPHONE TELEPHONE	61.10 0.00 51.48 250.91
		=== VENDOR TOTALS ===	363.49			
01-0024	AARON HUGHES					
I-09079	11/28/2011 AP	AARON HUGHES DUE: 11/28/2011 DISC: 11/28/2011 AARON HUGHES	59.12	1099: N 02 5-4400-080	BOOT ALLOWANCE	59.12
		=== VENDOR TOTALS ===	59.12			
01-1010	ADVANTAGE ANSWERING PLUS, INC					
I-676511252011	11/25/2011 AP	ADVANTAGE ANSWERING PLUS, INC DUE: 11/25/2011 DISC: 11/25/2011 ADVANTAGE ANSWERING PLUS, INC	137.95	1099: N 02 5-4400-110	COMMUNICATIONS	137.95
		=== VENDOR TOTALS ===	137.95			
01-1012	AGP VIDEO					
I-4718	12/08/2011 AP	AGP VIDEO DUE: 12/08/2011 DISC: 12/08/2011 AGP VIDEO	585.00	1099: N 01 5-4100-220	PROFESSIONAL/SP	585.00
		=== VENDOR TOTALS ===	585.00			
01-0042	CALIBER AUDIT & ATTEST, LLP					
I-72834	11/23/2011 AP	CALIBER AUDIT & ATTEST, LLP DUE: 11/23/2011 DISC: 11/23/2011 09/10 AUDIT	8,875.00	1099: N 01 5-4100-220	PROFESSIONAL/SP	8,875.00
		=== VENDOR TOTALS ===	8,875.00			

PACKET: 00176 Direct Payables  
 VENDOR SET: 01 OCEANO CSD, CA  
 SEQUENCE : ALPHABETIC  
 DUE TO/FROM ACCOUNTS SUPPRESSED

-----ID-----	ITM DATE BANK CODE	-----DESCRIPTION-----	GROSS DISCOUNT	P.O. # G/L ACCOUNT	--ACCOUNT NAME--	DISTRIBUTION
01-1702	CELIA RUIZ					
I-201112120359	12/12/2011 AP	CELIA RUIZ DUE: 12/12/2011 DISC: 12/12/2011 CELIA RUIZ	46.62	1099: N 01 5-4100-099	AUTO/EXPENSE AL	46.62
		=== VENDOR TOTALS ===	46.62			
01-1540	CHAPARRAL					
I-340853	12/12/2011 AP	CHAPARRAL DUE: 12/12/2011 DISC: 12/12/2011 CHAPARRAL	89.60	1099: N 01 5-4100-200	OFFICE EXPENSE	89.60
		=== VENDOR TOTALS ===	89.60			
01-1090	CHARTER COMMUNICATIONS					
I-0092892-12/11	12/12/2011 AP	CHARTER COMMUNICATIONS DUE: 12/12/2011 DISC: 12/12/2011 INTERNET	76.11	1099: N 01 5-4100-110	COMMUNICATIONS	76.11
		=== VENDOR TOTALS ===	76.11			
01-1092	CLINICAL LABORATORY OF					
I-919434	12/12/2011 AP	CLINICAL LABORATORY OF DUE: 12/12/2011 DISC: 12/12/2011 WATER SAMPLEA	500.00	1099: N 02 5-4400-220	PROFESSIONAL/SP	500.00
		=== VENDOR TOTALS ===	500.00			
01-0041	COBBS TREE CARE INC.					
I-201111160346	11/16/2011 AP	COBB TREE SERVICE CK# 051990 11/16/2011 COBB TREE SERVICE-REMOVAL	1,200.00	1099: N 02 5-4400-220	PROFESSIONAL/SP	1,200.00
		=== VENDOR TOTALS ===	1,200.00			
01-1138	DIGITAL WEST NETWORKS					
I-52614	12/08/2011 AP	DIGITAL WEST NETWORKS DUE: 12/08/2011 DISC: 12/08/2011 E-MAIL HOST	201.00	1099: N 01 5-4100-220	PROFESSIONAL/SP	201.00
		=== VENDOR TOTALS ===	201.00			

PACKET: 00176 Direct Payables  
 VENDOR SET: 01 OCEANO CSD, CA  
 SEQUENCE : ALPHABETIC  
 DUE TO/FROM ACCOUNTS SUPPRESSED

-----ID-----	ITM DATE BANK CODE	-----DESCRIPTION-----	GROSS DISCOUNT	P.O. # G/L ACCOUNT	--ACCOUNT NAME--	DISTRIBUTION
01-1140		DOCTOR'S MEDPLUS MEDICAL CNTR.				
I-008899	12/12/2011 AP	DOCTOR'S MEDPLUS MEDICAL CNTR DUE: 12/12/2011 DISC: 12/12/2011 PRE-EMPLOYMENT PHYSICAL	125.00	1099: N 02 5-4400-220	PROFESSIONAL/SP	125.00
		=== VENDOR TOTALS ===	125.00			
01-1802		ELECSYS INTERNATIONAL CORP				
I-100901	11/28/2011 AP	ELECSYS INTERNATIONAL CORP DUE: 11/28/2011 DISC: 11/28/2011 ELECSYS INTERNATIONAL CORP	163.00	1099: N 02 5-4400-170	MAINTENANCE: EQ	163.00
		=== VENDOR TOTALS ===	163.00			
01-1148		EXECUTIVE JANITORIAL				
I-48153	11/21/2011 AP	EXECUTIVE JANITORIAL DUE: 11/21/2011 DISC: 11/21/2011 MAINTENANCE	175.00	1099: N 01 5-4100-173	MAINT:STRUCTURE	175.00
		=== VENDOR TOTALS ===	175.00			
01-0015		FIVE CITIES PLUMBING				
I-1816	11/19/2011 AP	FIVE CITIES PLUMBING DUE: 11/19/2011 DISC: 11/19/2011 CLEAR MAIN LINE	400.00	1099: N 02 5-4400-220	PROFESSIONAL/SP	400.00
		=== VENDOR TOTALS ===	400.00			
01-0004		GUERRERO, MATTHEW				
I-201112080357	12/08/2011 AP	GUERRERO, MATTHEW DUE: 12/08/2011 DISC: 12/08/2011 BOARD MEETINGS	200.00	1099: N 01 5-4100-215	SPECIAL SERVICE	200.00
		=== VENDOR TOTALS ===	200.00			
01-1208		HACH COMPANY				
I-7530315	12/12/2011 AP	HACH COMPANY DUE: 12/12/2011 DISC: 12/12/2011 PH TESTER	267.05	1099: N 02 5-4400-175	SYSTEM PARTS/OP	267.05
		=== VENDOR TOTALS ===	267.05			



PACKET: 00176 Direct Payables  
 VENDOR SET: 01 OCEANO CSD, CA  
 SEQUENCE : ALPHABETIC  
 DUE TO/FROM ACCOUNTS SUPPRESSED

-----ID-----	ITM DATE BANK CODE	-----DESCRIPTION-----	GROSS DISCOUNT	P.O. # G/L ACCOUNT	--ACCOUNT NAME--	DIST* RIBUTION
01-1210		HALL, HIEATT & CONNELLY, LLP				
I-26256	12/01/2011 AP	HALL, HIEATT & CONNELLY, LLP DUE: 12/01/2011 DISC: 12/01/2011 HALL, ETC-ALMA DIAZ HALL, HIEATT & CONNELLY, LLP	180.00	1099: N 01 5-4100-223 01 5-4100-223	LEGAL SERVICES LEGAL SERVICES	180.00 0.00
		=== VENDOR TOTALS ===	180.00			
01-1136		J.B. DEWAR, INC.				
I-778695	12/08/2011 AP	J.B. DEWAR, INC. DUE: 12/08/2011 DISC: 12/08/2011 FUEL	233.55	1099: N 02 5-4400-172	GAS AND OIL	233.55
		=== VENDOR TOTALS ===	233.55			
01-1292		MINER'S ACE HARDWARE, INC.				
I-180095	12/08/2011 AP	MINER'S ACE HARDWARE, INC. DUE: 12/08/2011 DISC: 12/08/2011 MINER'S ACE HARDWARE, INC.	108.75	1099: N 02 5-4400-170	MAINTENANCE: EQ	108.75
		=== VENDOR TOTALS ===	108.75			
01-1294		MISSION LINEN SUPPLY				
I-096992-11/30	11/30/2011 AP	MISSION LINEN SUPPLY DUE: 11/30/2011 DISC: 11/30/2011 UNIFORM SERVICE	176.28	1099: N 02 5-4400-100	CLOTHING	176.28
		=== VENDOR TOTALS ===	176.28			
01-1320		NOSSAMAN, GUTHNER, KNOX ETAL				
I-391953	12/12/2011 AP	NOSSAMAN, GUTHNER, KNOX ETAL DUE: 12/12/2011 DISC: 12/12/2011 NOSSAMAN, GUTHNER, KNOX ETAL	90.09	1099: N 02 5-4400-362	LITIGATION: SMV	90.09
		=== VENDOR TOTALS ===	90.09			
01-1820		POOR RICHAH'S PRESS				
I-224658	11/18/2011 AP	POOR RICHAH'S PRESS DUE: 11/18/2011 DISC: 11/18/2011 POOR RICHAH'S PRESS	112.23	1099: N 02 5-4400-200	OFFICE EXPENSE	112.23
I-224978	12/08/2011 AP	POOR RICHAH'S PRESS DUE: 12/08/2011 DISC: 12/08/2011 UTILITY BILLING	1,214.47	1099: N 02 5-4400-200	OFFICE EXPENSE	1,214.47
		=== VENDOR TOTALS ===	1,326.70			

PACKET: 00176 Direct Payables  
 VENDOR SET: 01 OCEANO CSD, CA  
 SEQUENCE : ALPHABETIC  
 DUE TO/FROM ACCOUNTS SUPPRESSED

-----ID-----	ITM DATE BANK CODE	-----DESCRIPTION-----	GROSS DISCOUNT	P.O. # G/L ACCOUNT	--ACCOUNT NAME--	DISTRIBUTION
=====						
01-1114		RABOBANK VISA CARD				
I-201112080356	12/08/2011 AP	RABOBANK VISA CARD DUE: 12/08/2011 DISC: 12/08/2011 WATER CLASSES	185.00	1099: N 02 5-4400-235	BOOKS/JRLS/SUBS	185.00
		=== VENDOR TOTALS ===	185.00			
=====						
01-1542		RICOH LEASING A PROGRAM OF DE				
I-11768828	11/20/2011 AP	RICOH LEASING A PROGRAM OF DE DUE: 11/20/2011 DISC: 11/20/2011 LEASE: RICOH/MPC4501	218.02	1099: N 01 5-4100-200	OFFICE EXPENSE	218.02
		=== VENDOR TOTALS ===	218.02			
=====						
01-1476		SHORELINE LANDSCAPE AND				
I-2440	11/22/2011 AP	SHORELINE LANDSCAPE AND DUE: 11/22/2011 DISC: 11/22/2011 1655 FRONT WILMAR SHERIFF FIRE	410.00	1099: Y 01 5-4100-173 02 5-4400-173 10 5-4300-173 01 5-4200-173	MAINT:STRUCTURE MAINT: SHARED S SO: LANDSCAPING MAINT:STRUCTURE	172.20 65.60 151.70 20.50
		=== VENDOR TOTALS ===	410.00			
=====						
01-0035		SLO COUNTY HEALTH DIVISION				
I-0078012	11/16/2011 AP	SLO COUNTY HEALTH DIVISION DUE: 11/16/2011 DISC: 11/16/2011 HAZARDOUS WASTE-1685 FRONT	250.00	1099: N 02 5-4400-220	PROFESSIONAL/SP	250.00
I-0078083	11/16/2011 AP	SLO COUNTY HEALTH DIVISION DUE: 11/16/2011 DISC: 11/16/2011 HAZARDOUS WASTE-WILMAR	447.00	1099: N 02 5-4400-220	PROFESSIONAL/SP	447.00
I-0079351	11/22/2011 AP	SLO COUNTY HEALTH DIVISION DUE: 11/22/2011 DISC: 11/22/2011 SEWER SPILL	363.26	1099: N 03 5-4500-220	PROFESSIONAL/SP	363.26
		=== VENDOR TOTALS ===	1,060.26			

PACKET: 00176 Direct Payables  
 VENDOR SET: 01 OCEANO CSD, CA  
 SEQUENCE : ALPHABETIC  
 DUE TO/FROM ACCOUNTS SUPPRESSED

-----ID-----	ITM DATE BANK CODE	-----DESCRIPTION-----	GROSS DISCOUNT	P.O. # G/L ACCOUNT	--ACCOUNT NAME--	DIS:RIBUTION
01-1426		SAN LUIS OBISPO, COUNTY OF PUB				
I-2248	11/29/2011 AP	SAN LUIS OBISPO, COUNTY OF PU DUE: 11/29/2011 DISC: 11/29/2011 SAN LUIS OBISPO, COUNTY OF PUB	6,509.52	1099: N 02 5-4400-398	PRINCIPAL + INT	\$ ,509.52
=== VENDOR TOTALS ===			6,509.52			
01-1488		SSLOCS D				
I-201111280352	11/21/2011 AP	SSLOCS D DUE: 11/21/2011 DISC: 11/21/2011 SSLOCS D-FOG PROGRAM	82.50	1099: N 03 5-4500-220	PROFESSIONAL/SP	82.50
I-201112120360	12/12/2011 AP	SSLOCS D DUE: 12/12/2011 DISC: 12/12/2011 SSLOCS D	8,216.29	1099: N 03 5-4500-297	PASS-THRU: SSLO	3,216.29
=== VENDOR TOTALS ===			8,298.79			
01-1504		STANLEY CONVERGENT SECURITY				
I-8771800	12/12/2011 AP	STANLEY CONVERGENT SECURITY DUE: 12/12/2011 DISC: 12/12/2011 REPAIR ALARM	148.00	1099: N 01 5-4200-110	COMMUNICATIONS	148.00
I-8843312	12/12/2011 AP	STANLEY CONVERGENT SECURITY DUE: 12/12/2011 DISC: 12/12/2011 OCSD WELLS 7 & 8 OCSD WATER YARD LIFT STATION FIRE STATION MONITORING	168.00	1099: N 03 5-4500-110 02 5-4400-110 03 5-4500-110 01 5-4200-110	COMMUNICATIONS COMMUNICATIONS COMMUNICATIONS COMMUNICATIONS	42.00 42.00 42.00 42.00
=== VENDOR TOTALS ===			316.00			
01-0020		TOM GEASLEN				
I-191	12/13/2011 AP	TOM GEASLEN DUE: 12/13/2011 DISC: 12/13/2011 CONSULTING 12/01/11-12/15/11	3,875.00	1099: N 01 5-4100-220	PROFESSIONAL/SP	3,875.00
=== VENDOR TOTALS ===			3,875.00			



PACKET: 00176 Direct Payables  
 VENDOR SET: 01 OCEANO CSD, CA  
 SEQUENCE : ALPHABETIC  
 DUE TO/FROM ACCOUNTS SUPPRESSED

-----ID-----	ITM DATE BANK CODE	-----DESCRIPTION-----	GROSS DISCOUNT	P.O. # G/L ACCOUNT	--ACCOUNT NAME--	DISTRIBUTION
01-0043		TOSTE CONSTRUCTION, INC.				
I-1335	11/30/2011 AP	TOSTE CONSTRUCTION, INC. DUE: 11/30/2011 DISC: 11/30/2011 PATCHED 751 PAUL PLACE	250.00	1099: N 02 5-4400-220	PROFESSIONAL/SP	250.00
		=== VENDOR TOTALS ===	250.00			
01-1206		VERIZON WIRELESS				
I-1033341334	11/22/2011 AP	VERIZON WIRELESS DUE: 11/22/2011 DISC: 11/22/2011 CELL SERV CELL SERV	89.12	1099: N 02 5-4400-111 03 5-4500-111	TELEPHONE TELEPHONE	66.84 22.28
		=== VENDOR TOTALS ===	89.12			
		=== PACKET TOTALS ===	36,791.02			

PACKET: 00176 Direct Payables  
 VENDOR SET: 01 OCEANO CSD, CA  
 SEQUENCE : ALPHABETIC  
 DUE TO/FROM ACCOUNTS SUPPRESSED

\*\* T O T A L S \*\*

INVOICE TOTALS 36,791.02  
 DEBIT MEMO TOTALS 0.00  
 CREDIT MEMO TOTALS 0.00

BATCH TOTALS 36,791.02

\*\* G/L ACCOUNT TOTALS \*\*

BANK	YEAR	ACCOUNT	NAME	AMOUNT	=====LINE ITEM=====		=====GROUP BUDGET=====	
					ANNUAL BUDGET	BUDGET OVER AVAILABLE BUDG	ANNUAL BUDGET	BUDGET OVER AVAILABLE BUDG
2011-2012	01	-2-2100-000	ACCOUNTS PAYABLE POOLED	15,216.06-*				
	01	-5-4100-099	AUTO/EXPENSE ALLOWANCE	46.62	2,400	1,934.63	468,214	168,432.91
	01	-5-4100-110	COMMUNICATIONS	76.11	0	466.24- Y	468,214	168,403.42
	01	-5-4100-111	TELEPHONE	250.91	5,500	3,863.28	468,214	168,228.62
	01	-5-4100-173	MAINT:STRUCTURES/IMPROVE	347.20	8,000	4,471.99	468,214	168,132.33
	01	-5-4100-200	OFFICE EXPENSE	307.62	12,000	9,046.15	468,214	163,171.91
	01	-5-4100-215	SPECIAL SERVICES	200.00	0	200.00- Y	468,214	163,279.53
	01	-5-4100-220	PROFESSIONAL/SPECIAL SER	13,536.00	50,000	32,415.38- Y	468,214	154,943.53
	01	-5-4100-223	LEGAL SERVICES	180.00	25,000	12,021.63	468,214	168,299.53
	01	-5-4200-110	COMMUNICATIONS	190.00	0	1,918.00- Y		
	01	-5-4200-111	TELEPHONE	61.10	700	444.81		
	01	-5-4200-173	MAINT:STRUCTURES/IMPROVE	20.50	900	781.56		
	02	-2-2100-000	ACCOUNTS PAYABLE POOLED	12,603.45-*				
	02	-5-4400-080	BOOT ALLOWANCE	59.12	0	242.24- Y		
	02	-5-4400-100	CLOTHING	176.28	2,500	1,706.74		
	02	-5-4400-110	COMMUNICATIONS	179.95	2,750	1,397.71		
	02	-5-4400-111	TELEPHONE	66.84	4,000	2,947.43		
	02	-5-4400-170	MAINTENANCE: EQUIPMENT	271.75	1,800	3,694.14- Y		
	02	-5-4400-172	GAS AND OIL	233.55	6,500	4,184.71		
	02	-5-4400-173	MAINT: SHARED STRUCTURE/	65.60	400	334.40		
	02	-5-4400-175	SYSTEM PARTS/OPERATING S	267.05	12,500	9,891.42		
	02	-5-4400-200	OFFICE EXPENSE	1,326.70	1,500	2,088.48- Y		
	02	-5-4400-220	PROFESSIONAL/SPECIAL SER	3,172.00	41,445	31,179.87		
	02	-5-4400-235	BOOKS/JRLS/SUBS/SFTWRE	185.00	750	565.00		
	02	-5-4400-362	LITIGATION: SMVWCD	90.09	0	10,981.30- Y		
	02	-5-4400-398	PRINCIPAL + INT: SWP	6,509.52	635,000	621,859.79		
	03	-2-2100-000	ACCOUNTS PAYABLE POOLED	8,819.81-*				
	03	-5-4500-110	COMMUNICATIONS	84.00	505	1.00		
	03	-5-4500-111	TELEPHONE	73.76	600	202.13		
	03	-5-4500-220	PROFESSIONAL/SPECIAL SER	445.76	25,500	19,954.39		
	03	-5-4500-297	PASS-THRU: SSLOCS REV	8,216.29	418,700	175,162.64		
	10	-1-1001-000	CLAIM ON POOLED CASH	151.70-*				
	10	-5-4300-173	SO: LANDSCAPING MAINTENA	151.70	0	876.33- Y		
	99	-1-1501-000	DUE FROM GENERAL FUND	15,216.06 *				
	99	-1-1502-000	DUE FROM WATER FUND	12,603.45 *				
	99	-1-1503-000	DUE FROM SEWER FUND	8,819.81 *				

**RESOLUTION 2011-10**

**RESOLUTION OF THE BOARD OF DIRECTORS  
OF THE OCEANO COMMUNITY SERVICES DISTRICT CONFIRMING COMPLIANCE WITH  
THE PROTEST PROCEDURES OF SECTION 6, ARTICLE XIII D OF THE CALIFORNIA  
CONSTITUTION AND ADOPTING INCREASED RATES AND CHARGES FOR  
COMMERCIAL AND RESIDENTIAL COLLECTION AND  
DISPOSAL OF SOLID WASTE**

**WHEREAS**, Mission Country Disposal, Inc. (herein the "Garbage Company"), pursuant to an exclusive franchise agreement, currently provides commercial and residential collection and disposal of solid waste services within the Oceano Community Services District ("District") boundary; and

**WHEREAS**, Government Code Section 61115 authorizes the District Board of Directors to adopt rates or other charges for Solid Waste Services; and

**WHEREAS**, at the December 14, 2011 public hearing, the Board of Directors considered public comment in support and in opposition to the proposed rate increase and whether or not a majority protest exists pursuant to Section 6 of Article XIII D of the California Constitution; and

**WHEREAS**, based on facts and analysis presented by the District staff, the Staff Report, for notice of proposed rate increase, written protests received prior to the close of the public hearing and public testimony received, the Board of Directors finds:

A. The public hearing adopting this Resolution has been properly noticed pursuant to Government Code §54954.2 (The Brown Act) and Section 6 of Article XIII D of the California Constitution. The 45 Day Notice to Property Owners and/or Tenant Customers is incorporated herein by this reference.

B. The written protests received by the District prior to the close of the public hearing do not constitute a majority protest.

C. That the rates and charges adopted by this Resolution:

1. Are for the purposes of meeting operating expenses for providing solid waste collection and disposal services within the District.
2. Do not exceed the funds required to provide commercial and residential solid waste collection and disposal services.
3. Do not exceed the proportional cost of services attributable to those parcels receiving solid waste collection and disposal services.

**NOW, THEREFORE, BE IT RESOLVED, DETERMINED AND ORDERED** by the Oceano Community Services District Board of Directors as follows:



### **Section 1. Rates and Charges.**

The rates and charges for commercial and residential collection and disposal of solid waste, as established in Exhibit A, attached hereto and incorporated herein by this reference, are approved and adopted.

### **Section 2. Incorporation of Recitals.**

The above Recitals are true and correct and incorporated herein by this reference and constitute findings in support of this Resolution.

### **Section 3. Severability.**

If any section, subsection, sentence, clause or phrase of this Resolution is for any reason held to be unconstitutional, ineffective or in any manner in conflict with the laws of the United States, or the State of California, such decision shall not affect the validity of the remaining portions of this Resolution. The governing Board of the District hereby declares that it would have adopted this Resolution and each section, subsection, sentence, clause and phrase thereof, irrespective of the fact that any one or more sections, subsections, sentences, clauses or phrases be declared unconstitutional, ineffective, or in any manner in conflict with the laws of the United States or the State of California.

### **Section 4. Effect of Repeal on Past Actions and Obligations.**

This Resolution does not affect prosecutions for violations committed prior to the effective date of this Resolution, does not waive any fee or penalty due and unpaid on the effective date of this Resolution.

### **Section 7. CEQA Findings.**

The Board of Directors of the District finds that the rates and charges adopted by this Resolution are exempt from the California Environmental Quality Act pursuant to Public Resources Code § 21080(b)(8) and CEQA Guidelines Section 15273. The District General Manager is directed to prepare and file appropriate notices and findings.

### **Section 6. Inconsistency.**

To the extent that the terms or provisions of this Resolution may be inconsistent or in conflict with the terms or conditions of any prior District Ordinance(s), Motions, Resolutions, Rules, or Regulations, governing the same subject matter thereof, then such inconsistent and conflicting provisions of prior Ordinances, Motions, Resolutions, Rules, and Regulations are hereby repealed.

### **Section 7. Effective Date.**

This Resolution shall take effect immediately. The rates and charges adopted by this Resolution shall take effect January 1, 2012.

Upon the motion of \_\_\_\_\_, seconded by \_\_\_\_\_,  
and upon the following roll call vote, to wit:

AYES:

NOES:

ABSENT:

ABSTAINING:

The foregoing Resolution is hereby passed and adopted this 14<sup>th</sup> day of December, 2011.

\_\_\_\_\_  
Matthew G. Guerrero  
Vice President

ATTEST:

\_\_\_\_\_  
Thomas A. Geaslen  
(I) General Manager/Secretary

**OCEANO COMMUNITY SERVICES DISTRICT  
NOTICE OF PUBLIC HEARING REGARDING  
PROPOSED SOLID WASTE RATE INCREASE**

Dear Property Owners and Tenants-Customers:

This notice is intended to inform you that the Oceano Community Services District Board of Directors ("District") will hold a public hearing regarding solid waste disposal rate increases (the "Proposed Rate Increase") proposed by South County Sanitary Service ("the Garbage Company") for properties and customers receiving solid waste services within the District. The Proposed Rate Increase will be considered by the Oceano CSD Board at the date, time and location specified below. Consistent with the requirements of Proposition 218, this notice also provides you with the following information:

- The Date, Time and Place of the Public Hearing
- The Majority Protest Procedures
- The Basis for the Proposed Rate Increase; and
- The Proposed Rate Increase Amounts

**NOTICE OF PUBLIC HEARING**

**A Public Hearing for the Proposed Solid Waste Rate Increases within the District's boundary will be held on:**

**Date: December 14, 2011**

**Time: 6:30 pm**

**Place: Oceano CSD Board Room, 1655 Front Street, Oceano, CA**

**At the Public Hearing the Oceano Community Services District Board of Directors will consider all public comment in support and in opposition of the Proposed Rate Increase and whether or not a Majority Protest exists pursuant to the California Constitution (below). If approved, the Proposed Rate Increase would become effective January 1, 2012.**

**MAJORITY PROTEST**

Pursuant to Section 6 of Article XIII D of the California Constitution, the following persons may submit a written protest against the Proposed Rate Increase to the District's Clerk before the close of the Public Hearing referenced above.

- An owner(s) of property (parcel(s)) receiving solid waste service within the District's boundary. If the person(s) signing the protest, as an owner, is not shown on the last equalized assessment roll as the owner of the parcel(s) then the protest must contain or be accompanied by written evidence that such person signing the protest is the owner of the parcel(s) receiving water service; and
- A Tenant(s) whose name appears on the Garbage Company's records as the customer of record for the corresponding parcel receiving solid waste services service within the District's boundary (tenant-customer).

A valid written protest must contain a statement that you protest the increase in solid waste rates, the address and Assessor's Parcel Number (APN) of the parcel or parcels which receive solid waste service and must be signed by either the owner or the tenant-customer of the parcel or parcels. One written protest per parcel shall be counted in calculating a majority protest to the proposed solid waste rate increase subject to the requirements of Section 6 of Article XIII D of the California Constitution. Written protests will not be accepted by e-mail or by facsimile. Verbal protests will not be counted in determining the existence of a majority protest. To be counted, a protest must be received in writing by the Deputy Secretary to the Board before the close of the Public Hearing referenced above.

Written protests regarding the solid waste rate increase may be mailed to:

**Oceano Community Services District  
Attn: Deputy Secretary to the Board  
P.O. Box 599  
Oceano, CA 93445**

Written protests may also be personally delivered to the Deputy Secretary to the Board at the Oceano Community Service District Office located at 1655 Front Street, Oceano, California.

If valid written protests are presented by a majority of owners and/or tenants-customers of parcels receiving solid waste service within the District's boundary, then the District will not adjust/increase the solid waste rates. Only one protest per parcel will be counted in determining whether or not a majority protest exists.

#### **REASON FOR THE PROPOSED RATE INCREASES**

The Proposed Rate Increases (amounting to an increase of approximately 5.15% for each category of service) are necessary for the Garbage Company to continue to provide safe, environmentally sound and reliable solid waste removal, transportation and disposal services to the citizens of the Oceano Community Services District. The increases requested are due to increasing operational costs. Several factors have contributed to these increased costs, including, but not limited to, the rising costs associated with the operation of a garbage company, increased costs associated with operation and fuel for vehicles, ongoing maintenance, increased labor costs, increased landfill rates, increased green waste fees, and increased costs associated with meeting more stringent State and Federal regulations.

#### **BASIS FOR THE PROPOSED RATE INCREASE**

The Proposed Rate Increases (amounting to an increase of approximately 5.15% for each category of service) is based on the following cost increases incurred by the Garbage Company:

1. 1.03% of the Proposed Rate Increase is based on increased costs for fuel, for vehicles, ongoing maintenance, and increased labor costs.
2. 2.42% of the Proposed Rate Increase is based on a \$5.00 per ton increase in landfill tipping fees which is the result of decreased tonnage processed at the landfill combined with compliance with new environmental regulations.
3. 1.70% of the Proposed Rate Increase is based on increased landfill tipping fees for processing greenwaste. Because of odor complaints, the current method of composting greenwaste has been suspended, thereby causing an increase in costs for processing greenwaste from \$18.00 per ton to \$29.00 per ton.



## PROPOSED RATE INCREASE AMOUNTS

The following charts provide a summary of the current solid waste rates and proposed rate increases:

SOUTH COUNTY SANITARY SERVICE RATE INCREASE EFFECTIVE JANUARY 1, 2012 OCEANO CSD				
Service Description	Pickups Per Week	Current Monthly Rate Effective 11-1-07	Proposed Rate Adjustment %	Proposed Monthly Rate Effective 1/01/2012
<b>RESIDENTIAL:</b>				
32 Gallon Waste Wheeler	1	\$11.93	5.15%	\$12.54
64 Gallon Waste Wheeler	1	\$17.16	5.15%	\$18.04
96 Gallon Waste Wheeler	1	\$33.57	5.15%	\$35.30
TWO-64 Gallon Waste Wheelers	1	\$39.63	5.15%	\$41.68
ONE 64 & ONE 96 Gallon	1	\$51.58	5.15%	\$54.24
TWO-96 Gallon Waste Wheelers	1	\$63.52	5.15%	\$66.79
Residential customers must use the waste wheelers provided by the garbage company.				
<b>APARTMENTS, TRIPLEX, DUPLEX</b>				
Rates are the same as commercial rates (below).				
<b>COMMERCIAL DUMPSTERS - ALL AREAS:</b>				
1 yd dumpster	1	\$58.34	5.15%	\$61.34
1 yd dumpster	2	\$83.93	5.15%	\$88.26
1 yd dumpster	3	\$110.90	5.15%	\$116.61
1 yd dumpster	4	\$136.51	5.15%	\$143.54
1 yd dumpster	5	\$164.92	5.15%	\$173.42
1 yd dumpster	6	\$191.95	5.15%	\$201.84
1 yd dumpster.	7	\$255.92	5.15%	\$269.10
1.5 yd dumpster	1	\$69.66	5.15%	\$73.25
1.5 yd dumpster	2	\$106.58	5.15%	\$112.07
1.5 yd dumpster	3	\$143.64	5.15%	\$151.04
1.5 yd dumpster	4	\$200.47	5.15%	\$210.79
1.5 yd dumpster	5	\$244.53	5.15%	\$257.13
1.5 yd dumpster	6	\$291.47	5.15%	\$306.48
1.5 yd dumpster	7	\$385.36	5.15%	\$405.21
2 yd dumpster	1	\$75.35	5.15%	\$79.24
2 yd dumpster	2	\$123.67	5.15%	\$130.04
2 yd dumpster	3	\$176.23	5.15%	\$185.31
2 yd dumpster	4	\$257.36	5.15%	\$270.61
2 yd dumpster	5	\$315.70	5.15%	\$331.95
2 yd dumpster	6	\$376.78	5.15%	\$396.19
2 yd dumpster	7	\$516.09	5.15%	\$542.67
3 yd dumpster	1	\$90.94	5.15%	\$95.62
3 yd dumpster	2	\$167.73	5.15%	\$176.36
3 yd dumpster	3	\$234.57	5.15%	\$246.65

3 yd dumpster	4	\$417.94	5.15%	\$439.47
3 yd dumpster	5	\$496.19	5.15%	\$521.75
3 yd dumpster	6	\$580.05	5.15%	\$609.93
3 yd dumpster	7	\$798.98	5.15%	\$840.13
<b>COMMERCIAL DUMPSTERS - ALL AREAS (Con't):</b>				
4 yd dumpster	1	\$129.38	5.15%	\$136.04
4 yd dumpster	2	\$194.83	5.15%	\$204.87
4 yd dumpster	3	\$280.08	5.15%	\$294.50
4 yd dumpster	4	\$439.37	5.15%	\$461.99
4 yd dumpster	5	\$544.51	5.15%	\$572.55
4 yd dumpster	6	\$618.49	5.15%	\$650.35
4 yd dumpster	7	\$961.07	5.15%	\$1,010.57

The rates shown above include the monthly container rental fee and a semi-annual dumpster cleaning.

The rates are the same for bins and garwoods, when volume is identical. Bins and garwoods are types of containers used for recycling.

**COMMERCIAL GARBAGE CANS - ALL AREAS:**

1 Can *	1	\$16.82	5.15%	\$17.69
2 Cans *	1	\$28.13	5.15%	\$29.58
3 Cans *	1	\$33.85	5.15%	\$35.59
4 Cans *	1	\$41.26	5.15%	\$43.39

\* Maximum volume and weight per garbage can : 33 gallons / 80 pounds

**COMMERCIAL - OTHER CHARGES:**

Rates for all commercial customers include recycling pickup twice per week for any quantity. One 96 gallon waste wheeler is provided free of charge. If you need a bin for recycling there is a charge (see below). **If you need more frequent recycling service, it can be provided at a 50% discount from the garbage service rates for the specified level of service required.**

**MISCELLANEOUS CHARGES - ALL CUSTOMERS:**

Overstacked Garbage & extra bags Minimum/unit	each	\$4.16	5.17%	\$4.38
Overstacked Greenwaste & extra bags Minimum/unit	each	\$1.06	106.60%	\$2.19
Overstacked Blue Bin & extra bags Minimum/unit	each	\$2.12	3.30%	\$2.19
In yard service (per can or commodity) IN ADDITION TO STANDARD GARBAGE RATES	per month	\$10.40	5.15%	\$10.94
Monthly charge for additional 96-gallon green waste service	per month	\$2.88	5.15%	\$3.03
Extended Vacation Service	per month	\$9.69	5.15%	\$10.19
Waste wheeler cleaning	each time	\$15.51	5.15%	\$16.31
Trip charge	each time	\$10.40	5.15%	\$10.94
Non-payment downsize service	each time	\$10.40	5.15%	\$10.94
Non-payment redeliver waste wheeler	each time	\$10.40	5.15%	\$10.94

Non-payment reconnect service	each time	\$25.00	5.15%	\$26.29
Small item pickup (TV, toilet)	each	\$24.40	5.15%	\$25.66
Appliance pickup-residential	each	\$34.40	5.15%	\$36.17
Larger than residential appliance or glass, glass doors, or plate glass	by quote only			
Garbage extras on your scheduled pickup day	per yard	\$8.78	5.15%	\$9.23
Garbage extras -NOT ON YOUR SCHEDULED PICKUP DAY	per yard	\$24.23	5.15%	\$25.48
Commercial Waste Wheeler rent	per month	\$3.21	5.15%	\$3.38
Re-deliver bin on stopped acct	each time	\$29.84	5.15%	\$31.38
Large Compactors (> 4 yards)	per yard	\$11.82	5.55%	\$12.48
Small Compactors (4 yards & below)	assume 3 to 1 compaction			
Sunday Service (in additional to garbage service level)	per month	\$52.08	5.15%	\$54.76
Recycle bin rental	per month	\$5.79	5.15%	\$6.09
Stand by time	per hour	\$50.00	5.15%	\$52.58
Extra bin cleaning		\$46.53	5.15%	\$48.93
Damage/Destruction of bins or waste wheelers		replacement/repair at market price		
<b>Short Term Dumpsters:</b>				
Delivery & Pickup-Bin		\$29.84	5.15%	\$31.38
Delivery & Pickup-Waste Wheeler		\$10.40	5.15%	\$10.94
Rental	Per Day	\$2.20	5.15%	\$2.32
Empties	Per Yard	\$24.23	5.15%	\$25.47
<b>Mattress:</b>				
Twin	Each	\$11.26	5.15%	\$11.84
Double	Each	\$20.89	5.15%	\$21.96
Queen	Each	\$28.91	5.15%	\$30.40
King	Each	\$33.75	5.15%	\$35.49
Late Fee (8)	Per Month	\$5.00		\$5.00

**ADDITIONAL INFORMATION ALL CUSTOMERS:**

Late Fees are imposed for residential customers over 30 days delinquent and commercial customers over 30 days delinquent. The fee is 1.5% per month of the outstanding charge, with a minimum fee of \$5.00. No prior notice is required, as this late fee policy is stated at the bottom of every bill.

**Please recycle, its cheaper and it helps the Community achieve its AB939 goal to reduce waste.**

**Any additional recycling services are charged out at 50% of the garbage rate.**

124 Cerro Romauldo Avenue  
San Luis Obispo, CA 93405  
805.544.5838 ■ Cell: 805.459.6326  
bstatler@pacbell.net  
www.bstatler.com



## William C. Statler

---

Fiscal Policy ■ Financial Planning ■ Analysis ■ Training ■ Organizational Review

June 15, 2011

### REVIEW OF SOUTH COUNTY SANITARY SERVICES INTERIM-YEAR RATE REQUEST

#### Cities of Arroyo Grande, Grover Beach, Pismo Beach and Oceano Community Services District

#### REPORT PURPOSE

The purpose of this report is to review the rate increases recently requested by South County Sanitary Service (SCSS) for the Cities of Arroyo Grande, Grover Beach, Pismo Beach and the Oceano Community Services District, and to make recommendations to these four agencies as appropriate.

SCSS provides similar services to each of these agencies under formally approved franchise agreements that regulate rates and establish procedures for considering rate increases. Because the financial information for SCSS is closely related for these four agencies, this report jointly reviews rate requests and recommendations for each of them.

**Benefits of the Joint Approach.** There are significant “economies of scale” with a joint review, including: analysis of SCSS financial operations; review of the rate application; follow-up as needed with their General Manager; and report preparation. In short, while each of the four agencies has unique franchise terms, the underlying financial information is the same for all of them.

#### OVERVIEW OF FINDINGS

- The last SCSS rate review was four years ago, when an across-the-board rate increase of 3.0% was approved in 2007 for Arroyo Grande, Grover Beach, and Oceano; and 2.9% in Pismo Beach. (The minor difference in rate adjustments is due to the 6% franchise rate in Pismo Beach compared with 10% in the other three communities).
- SCSS has fully provided the supporting documentation required for “interim-year” rate requests under the franchise agreements in Arroyo Grande, Pismo Beach and Oceano; and recommended in Grover Beach. SCSS’s rate increase application for each agency is provided in the Appendix.



- As discussed below, SCSS’s “interim year” rate request represents a “hybrid approach,” since SCSS did not request a rate increase in 2010, and accordingly, did not submit a “base year” rate application. On the other hand, given the four years that have lapsed since SCSS’s last rate review, the underlying rate increase of 1.1% for “controllable costs” (as defined in the franchise agreements) is very modest.

**Rate Recommendation**

It is recommended that the governing bodies of these four agencies adopt SCSS’s requested “interim-year” rates for 2011. As supported by their rate request documentation and the adopted rate-setting methodology, this results in a 5.15% across-the-board rate increase for the communities of Arroyo Grande, Grover Beach and Oceano; and 4.93% in Pismo Beach if it retains the current 6% franchise fee. If Pismo Beach decides to increase its franchise fee to 10% like the other three agencies, then the 5.15% rate increase would apply and a separate rate increase of 3.9% would be required to set the franchise fee at 10%.

**Rate Summary for Residential Customers**

Table 1 summarizes the current and proposed rates for single-family residential (SFR) customers. As reflected in this summary, the increases would be very modest. For

example, for collection of a 32-gallon garbage container (the most common SFR service level) as well as separate waste wheelers for recycling and green waste, the proposed monthly rate will increase by 67 cents on average for the four agencies. If Pismo Beach raises its franchise rate to 10%, the monthly rate increase there would still be a modest \$1.14.

*Table 1. Single Family Residential Rates*

	Container Size (Gallons)		
	32	64	96
<b>Proposed</b>			
Arroyo Grande	\$15.47	\$20.11	\$24.76
Grover Beach	14.02	18.96	23.88
Oceano	12.54	18.04	35.30
Pismo Beach			
Franchise Fee @ 6%	13.25	26.50	39.75
Franchise Fee @ 10%	13.77	27.54	41.31
<b>Current</b>			
Arroyo Grande	\$14.71	\$19.13	\$23.55
Grover Beach	13.33	18.03	22.71
Oceano	11.93	17.16	33.57
Pismo Beach	12.63	25.26	37.89
<b>Increase</b>			
Arroyo Grande	\$0.76	\$0.98	\$1.21
Grover Beach	0.69	0.93	1.17
Oceano	0.61	0.88	1.73
Pismo Beach			
Franchise Fee @ 6%	0.62	1.24	1.86
Franchise Fee @ 10%	1.14	2.28	3.42

**BACKGROUND**

On April 1, 2011, SCSS submitted an “interim year” rate increase request to the Cities of Arroyo Grande, Grover Beach, Pismo Beach and the Oceano Community Services District.

Under the agreed-upon rate review methodology, SCSS would typically have submitted a “base year” rate application in 2010. This did not occur;

given the state of the economy, SCSS chose to not submit a rate request for 2010; and accordingly, they did not submit a “base year” rate application and related documentation. The 2011 application is based on the “interim year” rate setting methodology rather the much more comprehensive “base year” one. The following is a

brief summary of the differences between the two rate-setting methodologies, which follow a three-year cycle:

- **Base Year.** The first year of the cycle—the *Base Year*—requires a comprehensive, detailed analysis of revenues, expenses and operating data. This information is evaluated in the context of agreed upon factors in the franchise agreements in determining fair and reasonable rates. The last “base year” analysis for SCSS under this approach was completed in August 2007.
- **Interim Years.** In both the second and third years of the three-year cycle, SCSS is eligible for *Interim Year* rate adjustments that address two key change factors: changes in the consumer price index for “controllable” operating costs; and changes in “pass-through costs” (primarily tipping fees), which SCSS does not control (they are set by the County Board of Supervisors). These adjustment factors are “weighted” by the proportionate share that these costs represent of total costs. The rate review for the two *Interim Years* requires less information and preparation time than the *Base Year* review, while still providing fair and reasonable rate adjustments.

*Does the “interim year” approach for 2011 make sense?* The rate review for 2011 has taken the less comprehensive “interim year” approach as proposed by SCSS. While this is not as comprehensive as a “base year” analysis, the use of the interim rate review approach results in a reasonable outcome in evaluating the appropriateness of the SCSS rate request. As noted above, given that SCSS has not requested a rate increase in four years, the 1.1% rate increase for “controllable costs” is very modest. On the other hand, using the more comprehensive approach would take longer, cost more and is unlikely to have significantly different results. (In fact, a preliminary assessment indicates that the more comprehensive approach could result in higher rates.)

## RATE REVIEW METHODOLOGY

Under the adopted franchise agreements, there are three major cost categories for revenue recovery through rates:

- **Allowable Costs (Operations and Maintenance).** The target is an operating profit ratio of 8% on “allowable costs,” which include direct collection labor, fuel, vehicle maintenance and repairs, depreciation, insurance and billing and collection. Allowable costs plus the allowable operating profit equal “controllable costs.”
- **Pass-Through Costs.** Pass-through costs such as tipping (landfill) and franchise fees may be fully recovered through rates, but no profit is allowed on them.
- **Excluded and Limited Costs.** No revenue recovery through rates are allowed for any excluded costs, which include charitable and political contributions; non-IRS approved profit-sharing plans; entertainment, fines and penalties; and income taxes. Additionally, there are limits on officer compensation.

In the case of SCSS, 84% of their costs are “controllable costs” subject to the 8% operating profit ratio; and 16% are pass-through costs that may be recovered through rates but no profit is allowed on them. (No recovery is allowed at all for excluded costs.)

### 2011 Interim Year Request

In evaluating the SCSS 2011 rate request, the following submittals and documents were reviewed in determining compliance with the *Interim Year* rate adjustment provisions of the franchise agreements.

- Current franchise agreements between SCSS and the Cities of Arroyo Grande, Grover Beach, Pismo Beach and the Oceano Community Services District.
- Prior base year and interim year rate reviews.
- Audited financial statements for 2010 and 2009.
- The correct process, forms and calculations were used in preparing request in accordance with the *Rate Setting Process and Methodology Manual for Integrated Solid Waste Management Rates* referenced in the franchise agreement as the basis for adjusting rates.
- Consumer price index data was correctly gathered and “weighted” in accordance with the franchise agreements.
- Adjustments to projected tipping fee costs were adequately documented and “weighted” in accordance with the franchise agreements.
- Adjustments to account for franchise fees, at either at the 6% or 10% level, were correctly calculated.
- For Pismo Beach, the supporting documentation provided by SCSS was analyzed on the rate impact and added revenues of increasing the franchise fee from 6% to 10%.

**“Hybrid Approach.”** Normally, “base year” information for an interim-year rate request would be taken from the prior base year rate increase application in determining the relative weighting of controllable versus tipping fee costs. However, as noted above, SCSS did not request a base year rate increase in 2010 (and in fact, has not requested any rate increases since 2007), and accordingly, did not submit a base year application. For this reason, in preparing the 2011 interim year rate request, SCSS used the information for 2010 that it would have used had it filed a 2010 base year rate application.

On the other hand, an independent audit for 2010 by certified public accountants (Caliber Audit and Attest, LLP) based on actual results has since completed. As reflected in Table 2 below, for the purpose of the interim year review, either set of numbers produces the same result in allocating costs between controllable and tipping fee costs.

*Table 2. Controllable vs Tipping Fee Costs*

Costs	2010 Projected		2010 Actual	
	Amount	%	Amount	%
Controllable Costs				
Allowable Costs	7,255,860	77.6%	7,329,634	77.2%
Allowable Operating Profit *	630,944	6.7%	637,359	6.8%
Total Controllable Costs	7,886,804	84.3%	7,966,993	84.0%
Tipping Fees	1,468,567	15.7%	1,526,234	16.0%
<b>Total</b>	<b>\$9,355,371</b>	<b>100.0%</b>	<b>\$9,493,227</b>	<b>100.0%</b>

\* 8% of Controllable Costs

However, if SCSS submits an interim-year request in 2012, it recommended that it use the audited results for 2010 rather than the pro forma for the 2010 base-year application that it did not submit. (To return to the normal three-year review cycle, SCSS should submit a base year application in 2013.)

### Rate Calculation Summary

There are three main drivers for interim year rate increases:

- **Controllable Costs.** Rates attributable to controllable costs are allowed to increase by changes in the U.S. consumer price index for all urban consumers (CPI-U). This increased by 1.1% from November 2010 to November 2011. Based on these representing 84% of controllable and tipping fee costs, a rate adjustment of 0.93% is allowed for increased operating and maintenance costs. As noted above, there have been no rate increases to cover increases in “controllable costs” since 2007.
- **Pass-Through Costs: Tipping Fees.** On June 7, 2011, the County approved an increase in tipping fees at the Cold Canyon Landfill of \$5 per ton (from \$29.25 per ton to \$34.25). The last tipping increase prior to that one occurred almost five years ago in October 2006. Additionally, curbside green waste will now be taken to the Engel & Gray facility for composting at a cost of \$30.00 per ton, compared with the prior rate at the Cold Canyon facility of \$18.00 per ton. Based on tipping fees accounting for 16% of allowable and pass-through costs, a rate adjustment of 3.71% is allowed for tipping fee cost increases.
- **Pass-Through Costs: Franchise Fees.** The final adjustment in the rate-setting model is to account for pass-through franchise fees. At a 10% franchise fee rate, this results in an overall allowable rate increase of 5.15%. At a 6% rate, this results in a slightly lower overall allowable rate increase of 4.93%.

### Consideration of Franchise Rate Increase in Pismo Beach

The City of Pismo Beach is currently considering increasing its franchise fee from 6% of revenues (plus a flat fee of \$1,500 per month) to 10% of revenues (without the added flat fee). This change would make Pismo Beach’s franchise fee consistent with all of the other communities in the South County. Making this change would result in an annual increase in franchise fees revenues of about \$68,000 (from \$110,000 to \$178,000); and



would require a separate increase of 3.9%. Additionally, rather than an interim year rate increase of 4.93%, the increase would be 5.15% like the other south county agencies.

**SUMMARY**

Based on the rate-setting policies and procedures formally adopted by Arroyo Grande, Oceano and Pismo Beach in their franchise agreements (and conceptually approved by Grover Beach), this report concludes that:

- The SCSS request for an interim-year rate increase of 5.15% for the three agencies with a 10% franchise fee rate and 4.93% for the City of Pismo Beach if it retains its franchise fee at 6% has been correctly calculated in accordance with each agency's franchise agreement.
- If the City of Pismo Beach decides to increase its franchise fee to 10% like the other three agencies, then the 5.15% rate increase would apply and a separate rate increase of 3.9% would be required.

.....

---

# APPENDIX

---

## **2011 Interim Year Rate Application**

### *10% Franchise Fee*

- City of Arroyo Grande
- City of Grover Beach
- Oceano Community Services District

### *6% Franchise Fee*

- City of Pismo Beach

# Interim Year Rate Adjustment Application

**Requested Increase**

1. Rate Increase Requested

5.15%

**Rate Schedule**

Rate Schedule	Current Rate	Increased Rate	Adjustment (a)	New Rate
<b>Single Family Residential</b>				
2. One Can Service	\$14.71	\$15.47		\$15.47
3. Two Can Service	\$19.13	\$20.11		\$20.11
4. Three Can Service	\$23.55	\$24.76		\$24.76

5. **Multiunit Residential and Non-residential**

Rate increases of

5.15%

will be applied to all rates in each structure with each rate rounded up to the nearest \$0.01

**Certification**

To the best of my knowledge, the data and information in this application is complete, accurate, and consistent with the instructions provided by the City of Arroyo Grande.

Name: TOM MARTIN

Title: General Manager

Signature:

Date: 06/07/11

# Interim Year Rate Adjustment Application

## Requested Increase

1. Rate Increase Requested 5.15%

## Rate Schedule

Rate Schedule	Current Rate	Increased Rate	Adjustment (a)	New Rate
<b>Single Family Residential</b>				
2. One Can Service	\$13.33	\$14.02		\$14.02
3. Two Can Service	\$18.03	\$18.96		\$18.96
4. Three Can Service	\$22.71	\$23.88		\$23.88

5. **Multiunit Residential and Non-residential** Rate increases of 5.15% will be applied to all rates in each structure with each rate rounded up to the nearest \$0.01

## Certification

To the best of my knowledge, the data and information in this application is complete, accurate, and consistent with the instructions provided by the City of Grover Beach.

Name: TOM MARTIN

Title: General Manager

Signature:

Date: 06/07/11



# Interim Year Rate Adjustment Application

## Requested Increase

1. Rate Increase Requested

**5.15%**

## Rate Schedule

Rate Schedule	Current Rate	Increased Rate	Adjustment (a)	New Rate
<b>Single Family Residential</b>				
2. One Can Service	\$11.93	\$12.54		\$12.54
3. Two Can Service	\$17.16	\$18.04		\$18.04
4. Three Can Service	\$33.57	\$35.30		\$35.30

5. **Multiunit Residential and Non-residential**

Rate increases of

**5.15%**

will be applied to all rates in each structure with each rate rounded up to the nearest \$0.01

## Certification

To the best of my knowledge, the data and information in this application is complete, accurate, and consistent with the instructions provided by the Oceano Community Service District.

Name: TOM MARTIN

Title: General Manager

Signature:

Date: 06/07/11

# Interim Year Rate Adjustment Application

## Financial Information

### Section I-Base Year Costs

#### Base Year Controllable Costs

6.	Total Allowable Costs	\$7,255,860	
7.	<i>Plus</i> Allowable Operating Profit	\$630,944	
8.	<i>Plus</i> Lease Payments to Affiliated Companies	\$0	
9.	<i>Equals</i> Total Controllable costs	\$7,886,804	84.3%

#### Base Year Pass Through Costs

10.	Tipping Fees	\$1,468,567	
11.	<i>Plus</i> AB 939 and Regulatory Fees	\$0	
12.	<i>Equals</i> Total Pass Through Costs	\$1,468,567	15.7%

13.	<b>Base Year Revenue Requirements (less Franchise Fee)</b>	<b>\$9,355,371</b>	<b>100%</b>
-----	--	--------------------	-------------

### Section II-Changes in Costs

#### Change in Controllable Cost

14.	Historical Percentage Change in Consumer Price Index	1.1%
-----	--	------

#### Change in Pass Through Cost

15.	Projected Base Year 2010 Tipping Fees	\$1,468,567
16.	<i>Plus</i> Projected Year 2010 AB939 Fees	\$0
17.	<i>Equals</i> Total Base Year Pass Through Costs	\$1,468,567

18.	Projected Interim Year 2011 Tipping Fees	\$1,815,260
19.	Projected Interim Year 2011 AB939 Fees	\$0
20.	<i>Equals</i> Total Projected Interim Year Pass Through costs	\$1,815,260

21.	Projected Percentage Change in Pass Through Costs	23.61%
-----	---	--------

### Section III-Calculation of Percent Change in Rates

#### Weighted Change in Controllable Costs

22.	Controllable Costs as a Percent of Base Year Revenue Requirements	84.3%
23.	<i>Multiplie</i> Percent change in CPI	1.1%
24.	<i>Equals</i> Weighted Percent Change in Controllable Costs	0.93%

#### Weighted Change in Pass Through Costs

25.	Pass Through Costs as a Percent of Base Yr Revenue Requirements	15.7%
26.	<i>Multiplie</i> Percent Change in Pass Through Costs	23.61%
27.	<i>Equals</i> Weighted Percent Change in Pass Through Costs	3.71%

#### Total Change

28.	Total Percent Change in Cost (Line 24+ Line 27+ Line 28)	4.63%
29.	<i>Divided l</i> Adjustment for Franchise Fee (1-10.0 percent)	90.0%
30.	<i>Equals</i> Percent change in Existing Rates	5.15%

# Interim Year Rate Adjustment Application

**Requested Increase**

1. Rate Increase Requested

4.93%

**Rate Schedule**

Rate Schedule	Current Rate	Increased Rate	Adjustment (a)	New Rate
<b>Single Family Residential</b>				
2. One Can Service	\$12.63	\$13.25		\$13.25
3. Two Can Service	\$25.26	\$26.51	(\$0.01)	\$26.50
4. Three Can Service	\$37.89	\$39.76	(\$0.01)	\$39.75

5. **Multiunit Residential and Non-residential**

Rate increases of

4.93%

will be applied to all rates in each structure with each rate rounded up to the nearest \$0.01

**Certification**

To the best of my knowledge, the data and information in this application is complete, accurate, and consistent with the instructions provided by the City of Pismo Beach.

Name: TOM MARTIN

Title: General Manager

Signature:

Date: 06/07/11

# Interim Year Rate Adjustment Application

## Financial Information

### Section I-Base Year Costs

**Base Year Controllable Costs**

6.	Total Allowable Costs	\$7,255,860	
7.	<i>Plus</i> Allowable Operating Profit	\$630,944	
8.	<i>Plus</i> Lease Payments to Affiliated Companies	\$0	
9.	<i>Equals</i> Total Controllable costs	\$7,886,804	84.3%

**Base Year Pass Through Costs**

10.	Tipping Fees	\$1,468,567	
11.	<i>Plus</i> AB 939 and Regulatory Fees	\$0	
12.	<i>Equals</i> Total Pass Through Costs	\$1,468,567	15.7%

13.	<b>Base Year Revenue Requirements (less Franchise Fee)</b>	<b>\$9,355,371</b>	<b>100%</b>
-----	--	--------------------	-------------

### Section II-Changes in Costs

**Change in Controllable Cost**

14.	Historical Percentage Change in Consumer Price Index	1.1%
-----	--	------

**Change in Pass Through Cost**

15.	Projected Base Year 2010 Tipping Fees	\$1,468,567
16.	<i>Plus</i> Projected Year 2010 AB939 Fees	\$0
17.	<i>Equals</i> Total Base Year Pass Through Costs	\$1,468,567

18.	Projected Interim Year 2011 Tipping Fees	\$1,815,260
19.	Projected Interim Year 2011 AB939 Fees	\$0
20.	<i>Equals</i> Total Projected Interim Year Pass Through costs	\$1,815,260

21.	Projected Percentage Change in Pass Through Costs	23.61%
-----	---	--------

### Section III-Calculation of Percent Change in Rates

**Weighted Change in Controllable Costs**

22.	Controllable Costs as a Percent of Base Year Revenue Requirements	84.3%
23.	<i>Multiplied</i> Percent change in CPI	1.1%
24.	<i>Equals</i> Weighted Percent Change in Controllable Costs	0.93%

**Weighted Change in Pass Through Costs**

25.	Pass Through Costs as a Percent of Base Yr Revenue Requirements	15.7%
26.	<i>Multiplied</i> Percent Change in Pass Through Costs	23.61%
27.	<i>Equals</i> Weighted Percent Change in Pass Through Costs	3.71%

**Total Change**

28.	Total Percent Change in Cost (Line 24+ Line 27+ Line 28)	4.63%
29.	<i>Divided</i> Adjustment for Franchise Fee (1-10.0 percent)	94.0%
30.	<i>Equals</i> Percent change in Existing Rates	4.93%





# Oceano Community Services District

1655 Front Street, P. O. Box 599, Oceano, CA 93445 (805) 481-6730 FAX (805) 481-6836

DEC. 14, 2011

James C. Buenviaje  
California State Parks  
8885 Rio San Diego Dr., Suite 270  
San Diego, CA. 92108

**SUBJECT: APN 061-093-039; OCSD PROJ #6442**  
**OWNER/PROJECT: CALIFORNIA STATE PARKS/ KIOSK REPLACEMENT**

Dear Mr. Buenviaje:

Oceano Community Services District will serve the single family residence proposed for APN 061-093-039 subject to the following conditions:

1. Obtain valid OCSD and SSLOCSD permits. No fees are due at this time.
2. Show onsite water and sewer services and cleanouts on plot plan.
3. Engineered plans are required before offsite improvements can be determined.
4. If any of the District facilities are required to be moved, raised, or in any way altered or changed because of required conditions of the District or any other agency having jurisdiction over the proposed development, the owner, developer, contractor, or agent responsible shall bring such facilities up to a minimum District standard of design and access.
6. If District facilities (such as water and/or sewer lines) extend into or across the subject property, you will be required to prepare and submit appropriate easement documents and/or encroachment permits for acceptance by the District's Board of Directors and recording with the County Clerk-Recorder.
7. Service will be subject to compliance with all District rules and regulations including, but not limited to: Fees, inspections, backflow requirements, fire flow requirements, and main extensions.
8. All projects will require final inspections by OCSD.

Pursuant to County Ordinance 22.05.106 curbs, gutters and sidewalks may be required at owner's expense.

This will serve letter will expire Dec. 14, 2012 and is nontransferable. The District reserves the right to review service at the time permits are issued. If you have any questions, please contact the office at (805) 481-6730.

Respectfully submitted,

OCEANO COMMUNITY SERVICES DISTRICT  
T.A. Geaslen

C: California State Parks  
340 James Way, Pismo Beach, CA 93449

Agenda Item 12 14 2011 11. a.



# Oceano Community Services District

1655 Front Street, P. O. Box 599, Oceano, CA 93445 (805) 481-6730 FAX (805) 481-6836

December 14, 2011

Edward & Fernanda Lucas  
1351 So. 4<sup>th</sup> St  
Oceano, CA. 93445

**SUBJECT: APN 062-291-030; OCSD PROJ #6443**  
**OWNER/PROJECT: LUCAS/CONVERTING STORAGE TO GUEST HOUSE**

Dear Mr. Lucas:

Oceano Community Services District will serve APN 062,291,030 subject to the following conditions:

1. Obtain valid OCSD and SSLOCSO permits. No fees are due at this time.
2. Show onsite water and sewer services and cleanouts on plot plan.
3. If any of the District facilities are required to be moved, raised, or in any way altered or changed because of required conditions of the District or any other agency having jurisdiction over the proposed development, the owner, developer, contractor, or agent responsible shall bring such facilities up to a minimum District standard of design and access.
4. If District facilities (such as water and/or sewer lines) extend into or across the subject property, you will be required to prepare and submit appropriate easement documents and/or encroachment permits for acceptance by the District's Board of Directors and recording with the County Clerk-Recorder.
5. Service will be subject to compliance with all District rules and regulations including, but not limited to: Fees, inspections, backflow requirements, fire flow requirements and main extensions.
6. All projects will require final inspections by OCSD.

Curbs, gutters and sidewalks may be required pursuant to County Ordinance 22.05.106 at owner's expense.

This will serve letter will expire December 14, 2012 and is nontransferable. The District reserves the right to review service at the time permits are issued. If you have any questions, please contact the office at (805) 481-6730.

Yours truly,  
**OCEANO COMMUNITY SERVICES DISTRICT**

Thomas Geaslen, Interim General Manager